



THE GLOBAL INITIATIVE
AGAINST TRANSNATIONAL
ORGANIZED CRIME

Results-Based Approaches to
Organised Crime and Development:
Input into the Post-2015 Development Agenda





A NETWORK TO COUNTER NETWORKS



Results-Based Approaches to Organised Crime and Development: Input into the Post-2015 Development Agenda

April 2015



Acknowledgments and Appreciation

This note was drafted by a team from the Global Initiative Secretariat, comprising Tuesday Reitano, Marcena Hunter, Adam Rodrigues and Mark Shaw.

The Global Initiative would like to thank the German Federal Ministry of Economic Cooperation and Development (BMZ) for its financial contribution to this study. Thanks go also to Linda Helfrich from GIZ and Stella Seibert-Palascino from BMZ for their substantive support.

The analysis, results and recommendations in this paper represent the opinion of the Global Initiative and are not necessarily representative of the position of the Federal Ministry for Economic Cooperation and Development (BMZ) and the Deutsche Gesellschaft für Internationale Zusammenarbeit (GIZ) GmbH.



Federal Ministry
for Economic Cooperation
and Development

giz Deutsche Gesellschaft
für Internationale
Zusammenarbeit (GIZ) GmbH

© 2015 Global Initiative against Transnational Organized Crime. All rights reserved.

No part of this publication may be reproduced or transmitted in any form or by any means without permission in writing from the Global Initiative. Please direct inquiries to:

The Global Initiative against Transnational Organized Crime
WMO Building, 2nd Floor
7bis, Avenue de la Paix
CH-1211 Geneva 1
Switzerland

www.GloballInitiative.net

About the Global Initiative against Transnational Organized Crime

The Global Initiative (www.globalinitiative.net) is a network of prominent law enforcement, governance and development practitioners who are dedicated to seeking new and innovative strategies and responses to organized crime.

Nature of the challenge

The problem of organized crime is not new, but the scope, scale and spread of the phenomena is now unprecedented. It affects all countries, developed, middle-income and developing, as well as states beset by political instability and conflict. The impacts can be diverse, but the common feature is that organized crime negatively affects the life chances of ordinary people: it undercuts key institutions, damages the environment, distorts or impedes economic growth and it fuels conflict.

While there is growing consensus as to the rapid evolution and detrimental impact of organized crime, there is much less agreement around what constitutes an effective response.

Catalyzing a new approach

The Global Initiative was born from a series of high-level, off the record discussions between mainly (though not exclusively) law enforcement officials from both developed and developing countries, hosted by the International Peace Institute in New York in 2011-12. At these meetings, the founding members of the Global Initiative, many of whom stand at the front line of the fight against organized crime, illicit trafficking and trade, concluded that the problem and its impacts are not well analysed; they are not systematically integrated into national plans or strategies; existing multilateral tools are not structured to facilitate a response and existing forms of cooperation tend to be bilateral, slow and restricted to a limited number of like-minded states.

The result was a decision to create a new initiative: the Global Initiative against Transnational Organised Crime, which would seek to provide a platform to promote greater debate and innovative approaches as the building blocks to an inclusive global strategy against organised crime.

Analysis, Strategies and Response

Launched formally in New York in September 2013, the Global Initiative comprises a growing network of independent global and regional experts working on human rights, democracy, governance and development issues where organized crime has become increasingly pertinent.

The Global Initiative is an international civil society organisation headquartered in Geneva, Switzerland, with a core Secretariat and a high-level advisory board. Through a range of channels, the Global Initiative seeks to project the expertise of its Network members outwards and to make it available to a broader range of stakeholders.

For more information please visit our website at www.globalinitiative.net or contact the Secretariat at: secretariat@globalinitiative.net.



[@GI_TOC](https://twitter.com/GI_TOC)

[@GI_TOC_esp](https://twitter.com/GI_TOC_esp)



www.facebook.com/GlobalInitiativeAgainstTransnationalOrganizedCrime



Contents

Executive Summary	ix
I. Organized Crime as a Development Issue	1
Defining Organized Crime	2
II. Measuring and Responding to Organized Crime	3
Outcomes and outputs	3
Indicators	4
Using the Results Matrices.....	5
III. Addressing TOC in Sustainable Development Goals	6
A. Sustainable Livelihoods	6
1. Illegal migration	6
2. Forced labour.....	10
3. Sex trafficking	14
B. Health and well-being.....	17
1. Illicit Drug Use	17
2. Falsified and substandard pharmaceutical products.....	21
3. Illicit cigarette trafficking	26
4. Food security.....	31
C. Environment.....	34
1. Fauna and Flora	34
2. Illegal, Unreported and Unregulated Fishing	38
3. Illicit dumping of toxic waste.....	42
D. Economy.....	46
1. Money laundering and terrorist financing	46
2. Trade mispricing and illicit financial flows	50
E. Stability, Justice, and Governance.....	53
1. Conflict and violence	53
2. Corruption.....	58
3. Threats to state institutions beyond corruption	63
IV. Conclusion	67
Endnotes and References	69

Acronyms and Abbreviations

ATT	Arms Trade Treaty
CAP	OCHA Consolidated Appeal Process
CHAP	OCHA Common Humanitarian Action Plan
CITES	UN Convention on Trade in Endangered Species
DDR	Disarmament, Demobilization and Reintegration
FAO	United Nations' Food and Agricultural Organisation
FATF	Financial Action Task Force
FBI	US Federal Bureau of Investigation
GDP	Gross Domestic Product
IDEA	International Institute for Democracy and Electoral Assistance
ILO	International Labour Organisation
IMF	International Monetary Fund
INCB	International Narcotics Control Board
INSCR	US Integrated Network for Societal Conflict Research
IOM	International Organization for Migration
IPOA-IUU	International Plan of Action to Prevent, Deter and Eliminate IUU Fishing
IUCN	International Union for Conservation of Nature
IUU Fishing	Illegal, Unreported and Unregulated Fishing
MCS	Monitoring, Control and Surveillance
MDG	Millennium Development Goal
NGO	Non-Governmental Organization
OCHA	UN Office for the Coordination of Humanitarian Affairs
ODA	Official Development Assistance
OECD	Organisation for Economic Co-operation and Development
OWG	UN Open Working Group
SALW	Small Arms and Light Weapons
SDG	Sustainable Development Goal
UN	United Nations
UNCLOS	UN Convention on the Law of the Sea
UNEP	UN Environment Programme
UNHCR	UN High Commissioner for Refugees
UNODC	UN Office on Drugs and Crime
UNTOC	UN Convention on Transnational Organized Crime
US	United States of America
WHO	World Health Organization
WTO	World Trade Organization
WWF	World Wildlife Fund



Tables

Table 1: Results Matrix - Smuggling of Migrants	7
Table 2: Results Matrix - Forced Labour	10
Table 3: Results Matrix - Sex Trafficking	14
Table 4: Results Matrix - Illicit Drug Use	18
Table 5: Results Matrix - Falsified and Substandard Pharmaceutical Products.....	22
Table 6: Results Matrix - Illicit Cigarette Trafficking	27
Table 7: Results Matrix - Food Crime	31
Table 8: Results Matrix - Fauna and Flora Crime	34
Table 9: Results Matrix - Illegal, Unreported and Unregulated Fishing	38
Table 10: Results Matrix - Illicit Toxic Waste Dumping.....	42
Table 11: Results Matrix - Money Laundering and Terrorist Financing.....	47
Table 12: Results Matrix - Trade Mispricing and Illicit Financial Flows.....	50
Table 13: Results Matrix - Conflict and Violence Relating to Organized Crime.....	54
Table 14: Results Matrix - Corruption.....	58
Table 15: Results Matrix - Threats to State Institutions, beyond Corruption	64

Executive Summary

The effects of organized crime are being felt in fragile, developing, middle-income and developed nations alike. Organized crime denigrates communities and societal structures, the environment and the economy, undercutting the ability to build state institutions and deliver services to the people. As a consequence, organized crime severely impacts the international community's capacity to achieve basic social and economic development objectives and erodes long-term development potential.

In recognising the significant and enduring negative impacts organized crime has on development, the adoption of the Sustainable Development Goals (SDGs) is a key opportunity to empower development actors and charge them with the mandate to mitigate the impact of organized crime on development. The adoption of the SDGs provides a discussion platform to not only sensitise development actors to the impact organized crime has on development objectives, but to also equip them with the tools and knowledge to identify when and how organized crime affects the achievement of their goals.

The objective of this technical note is to enhance the capacity of development actors to recognise and respond to the negative impacts of transnational organized crime in a results-based manner. It has been prepared and released to inform the deliberations around the post-2015 agenda, in particular the work that will be done to establish indicators to monitor progress against the goals and targets once they are established. The note, however, is designed to have a much broader application and greater longevity.

The analysis identified **five development impact areas** as the spheres in which organized crime arguably does the most damage to development. The development impact areas are:

(i) Achieve sustainable livelihoods: Sustainable livelihoods are people's ability to make a living in an economically, ecologically, and socially sustainable manner. Organized crime is a significant threat in that it increases the vulnerability of populations, limiting access to sustainable livelihood assets, and jeopardises development initiatives aimed at securing sustainable livelihoods.

(ii) Maintain health and well-being for all: Organized crime affects health and well-being in a number of direct ways, including increased drug usage as a 'spillover effect' of drug trafficking and falsified and substandard pharmaceuticals thwarting disease eradication. In addition, indirect impacts, such as increasing levels of grand corruption related to organized crime, can result in weakened service delivery and the diversion of funds away from government health programs.

(iii) Achieve equitable and sustainable economic growth: Organized crime has a multitude of negative impacts on the economy, including crowding out legitimate sources of livelihood and reducing incentives for investment and entrepreneurship. Also, related corruption can result in the diversion of governments' resources from development sectors. Consequently, the presence of organized crime deprives states of economic growth and development opportunities and inequality is exacerbated.

(iv) Protect the environment: Fauna and flora crimes directly contravene development efforts to protect, restore and promote the sustainable use of terrestrial ecosystems, sustainably manage forests, combat desertification, and halt and reverse land degradation and halt biodiversity loss. In addition, illicit, unreported, and unregulated fishing (IUU fishing) and toxic dumping threaten efforts to conserve and sustainably use the oceans, seas and marine resources for sustainable development.

(v) Secure stability, governance and justice for all: The presence of organized crime significantly increases the insecurity and harm to civilian populations. The sale and trafficking of small arms and light weaponry (SALW) is especially damaging in this regards. In addition, organized crime detracts from governance and justice efforts, often accompanied by and perpetuating corruption.

The note provides results-based matrices categorised into five development impact areas that identify key outcomes, outputs and indicators relating to a wide range of organized crime threats to development. Within each of the categories, matrices are defined along a framework common to organized crime interventions: prevention, protection and prosecution. In addition, recognising responding to organized crime requires a holistic response that is both broad enough to address the problem on multiple levels and specific enough to make sense in the local context, the results matrices identify relevant actors that can inform the various indicators.

The note does not intend to either lay out the evidence basis for why organized crime is a development challenge – that can be found in a related Global Initiative publication entitled, “Organized Crime: a cross-cutting threat to Sustainable Development,” – or to change the existing SDG proposal, nor focus on concrete approaches on how to achieve the SDGs. Rather, the note is intended to provide development practitioners with a practical input to their programme development process.

The intention of designing the note in this manner prolongs the lifespan of the applicability and usefulness beyond the SDGs deliberations. The note is intended to be dynamic tool that can be moulded to fit the challenges development actors at the international, national and local level face in government, the private sector and civil society.

It is important to make clear the results matrices that are defined in the note do not seek to counter organized crime itself, but to support the development community in identifying and measuring the extent to which organized crime will serve as a direct spoiler to other development goals. By identifying key outcomes, outputs and indicators relating to a wide range of organized crime threats to development, it is hoped that development actors will be equipped to assess the impact of organized crime, as well as how to better respond, at local, national and global levels.

I. Organized Crime as a Development Issue

Organized crime is increasingly seen as having implications broader than the traditional frameworks of security and justice, but also severely impacting on the capacity to achieve basic social and economic development objectives for the vast majority of vulnerable and marginalised people in the world. While organized crime is by no means a new phenomenon, the spread, impact and forms of organized crime in the modern world are unprecedented.

The effects of organized crime are being felt in fragile, developing, middle-income and developed nations alike, denigrating communities and societal structures, the environment and the economy. Organized crime undermines family, community and religious social structures. It affects men, women and children in different ways, but universally it denigrates individuals' perception of their life chances. Furthermore, organized crime diverts government resources away from investment in social services, through a combination of corruption, reduction of government revenue and a prioritisation towards security. As a consequence, organized crime undercuts the ability of society to build state institutions, deliver services and develop educational systems, thereby creating a long-term erosion of development potential.

The renewal of the Sustainable Development Goals (SDGs), as a universal development agenda, is a key opportunity to sensitise development actors to organized crime and ensure that it is built into the development lexicon, so that development actors are able to identify organized crime when it affects the achievement of their mandates. In addition, they should feel equipped to bring development approaches to bear to mitigate the impact of crime on human security and to address its root causes.

In an accompanying report, "[Organized Crime: a cross-cutting threat to Sustainable Development](#)", the Global Initiative against Transnational Organized Crime has explored in detail the ways that organized crime groups, networks and activities will hamper the capacity to achieve the proposed goals and targets laid out in the report of the Open Working Group in July 2014. When the final set of Sustainable Development Goals are promulgated by the United Nations General Assembly in 2015, it appears likely that there will remain a target that expressly seeks to address combatting organized crime in all its forms. While this is a worthy objective, the goal of this report, however, is not to seek to counter organized crime itself, but to support the development community in identifying and measuring the extent to which organized will serve as a direct spoiler to other development goals.



Five development impact areas have been identified where organized crime arguably does the most damage. These are on (i) the capacity to achieve sustainable livelihoods; (ii) to maintain health and well-being for all; (iii) to achieve equitable and sustainable economic growth; (iv) to protect the environment, and (v) to secure stability, governance and justice for all. These were identified through a consultative process with the Global Initiative Network of Experts. It has further drawn from a very extensive literature review that encompasses the prior work of policy institutes and practitioners to address these issues.

The objective of this report is to enhance the capacity of development policy-makers and practitioners to recognise, measure and respond to the extent of organized crime's involvement in their respective sectors.

This report should be read in conjunction both with the Global Initiative against Transnational Organized Crime report, "[Organized Crime as a Cross-Cutting Threat to Sustainable Development](#)" as well as with the Saferworld Report, "[Identifying approaches and measuring impacts of programmes focused on Transnational Organized Crime](#)."

Defining Organized Crime

One of the key challenges in strengthening responses to organized crime comes in agreeing an acceptable working definition. Organized crime exists in many markets, in many theatres of the world, and can be undertaken under the guise of legitimate enterprises, semi-legal, state or para-state activities, as well as just in the criminal domain. It can involve transactions in goods that are both licit and illicit, as well as in a range of services.

Consequently, it is an enormous task to attempt to define organized crime, and a topic that has been heavily debated. The UN Convention on Transnational Organized Crime (UNTOC) definition focuses on the criminal group, rather than the crime itself, defining organized criminal group "a structured group of three or more persons, existing for a period of time and acting in concert with the aim of committing one or more serious crimes or offences established in accordance with this Convention, in order to obtain, directly or indirectly, a financial or other material benefit." The US Federal Bureau of Investigation (FBI) also focuses on groups defining organized crime groups as any group having some manner of a formalized structure and whose primary objective is to obtain money through illegal activities.

To qualify as transnational organized crime, the act or group requires an international component. The UNTOC states that transnational organized crime covers not only offences committed in more than one State, but also those that take place in one State but are planned or controlled in another. Also included are crimes in one State committed by groups that operate in more than one State, and crimes committed in one State that has substantial effects in another State.

Within the context of this study, we are focusing on **organized crime**, not limiting the scope to transnational organized crime, and the crime rather than the group. Indicators are designed to be utilized at the international or national level, with users changing the wording of the indicator to fit their need. As such, in line with international norms, organized crime is defined as illicit activities undertaken that have a strong economic imperative and that are of "major significance".

It is important to note that the standard of "major significance" is being employed and not "serious crimes", which the UNTOC definition of organized crime adopts. UNTOC defines serious crimes as "conduct constituting an offence punishable by a maximum deprivation of liberty of at least four years or a more serious penalty." Thus, the seriousness of the offence is judged wholly by the judicial remedy, not taking into account the gravity of the criminal act or its impact upon society. In turn, it is possible under the UNTOC definition for crimes to have a detrimental impact on development goals, but not qualify as organized criminal activity as they are not punishable with a prison sentence of four or more years. However, as the focus of the study and the objective of the indicators is to measure the impact of criminal action upon society, the standard employed here is that of "major significance".

II. Measuring and Responding to Organized Crime

Even as the development community comes to terms with the recognition that organized crime is a development concern, the scale of the problem is wide-ranging. In many cases the determination of the impacts of organized crime remains a subjective process, making it difficult to understand exactly what is at stake and measure the consequences of interventions.

The development community lacks a framework around which to understand, analyse and respond to organized crime. Current assessments are largely done at the national level or are strictly criminal threat assessments, focusing on assessing the scale of organized crime, rather than accounting for its impact on human security, state integrity, sustainable economic and social development, thereby failing to fully meeting the needs of policymakers.

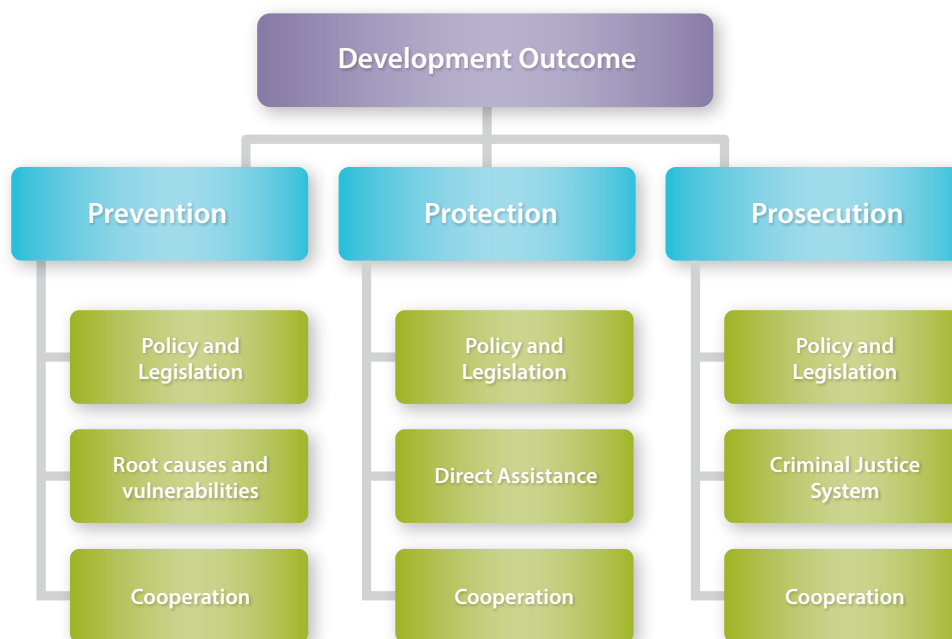
Indicators developed in the framework of organized crime control efforts are falling short in their capacity to reflect the multi-dimensional nature of the challenge. Further information and evidence is required on how organized crime impacts on development and practical suggestions on how the impact of organized crime could be feasibly measured by data indicators within a development framework. Efforts have been made to measure the impact of organized crime, but this poses challenges, as the relationship is not linear. For example, it cannot be assumed that the higher the levels of organized crime, the higher the levels of violence, or vice versa.

This project by the Global Initiative against Transnational Organized Crime intends to fill these gaps and align research on this area with on-going processes and multilateral discussions on the new framework for the Sustainable Development Goals. This proposes a set of outcomes, outputs and indicators, with associated datasets, that could be used to inform approaches to organized crime in a development setting. In some cases, the approach requires directly addressing the organized crime itself, in other cases, it requires putting in place measures to counter the negative externalities of organized crime, protecting and building the resilience of the most vulnerable.

Outcomes and outputs

In each case, a results matrix has been defined along a framework common to organized crime interventions: **prevention, protection and prosecution**. Prevention activities are essential for a long-term and sustainable response; protection interventions are designed to minimise the impact of organized crime and protect the most vulnerable individuals and communities; prosecution activities create the frameworks by which the criminal activity can be addressed, both punitively and as a deterrent to further criminal actors.

The complexity of responding to organized crime requires a holistic, human rights-based response that is both broad enough to address the problem on multiple levels and specific enough to make sense in the local context. As organized criminal flows frequently cross national borders, there are some interventions required at the international level, there are, however, also a significant number of interventions required by national governments to protect citizens and strengthen capacities to address criminal acts within their own national borders. Successful interventions will furthermore require multi-sectoral partnerships, engaging with non-state actors in the private sector and civil society. In each case, identifying the local context and the specific mechanisms of organized crime that are taking place within a country is essential to creating a strategic response. As such, in the results matrices to follow, the actors who are required to be engaged in the response are indicated.



Indicators

In regards to all development impact areas, it has been a priority to build a bundle of indicators, in the right combination that presented a balanced and accurate picture of the impact the crime is having on development, and ideally progress made. As such, outputs consist of three types of indicators:

- **Capacity Indictors** that includes structural indicators and process indicators. Structural indicators help in capturing the acceptance and commitment of the Statue to undertake measures in keeping with its obligations to combat organized crime (treaties adopted and ratified by the State, national policy, and formal procedures). Process indicators help in assessing a State's efforts, through its implementation of police measures and programs of action, to transform its obligations to combat organized crime into desired results (budget allocation, coverage of targeted population groups under public programs, incentive and awareness measures, and indicators reflecting functioning of specific institutions).ⁱ
- **'Objective' Situation indicators** are 'statistical measures of actual societal situations. For example, 'objective' situation measures would measure how many criminal offenders were arrested or how many victims of trafficking were rescued in a given time period. However, due to organized crime's clandestine nature, this type of indicator is difficult to obtain with the requisite degree of accuracy to contribute to measures of the impact of organized crime. Thus, while the most ideal indicator to utilize, depending on the crime the other two indicators are much more heavily relied on.ⁱⁱ
- **Public Perception indicators** assess the public's perception of the impact and whether an improvement is occurring. Due to a lack of quantitative data and 'objective' situation indicators, people's perceptions on development and organized crime acts as a proxy for quantitative data. In turn, perceptions data becomes instrumental in gauging the impact of organized crime. Furthermore, public perception indicators allow for the juxtaposition of organized crime as a metric against other state indicators such as state fragility and poverty, making the debate more accessible to the non-law enforcement crowd and bringing to the table critical development actors who must be part of future responses.

Indicator tables also designate relevant actors that can inform the various indicators, including international and regional actors; national actors; and non-governmental organizations.

Criteria for indicator selection:

- Relevant and reliable;
- Independent in its data-collection methods from the subjects monitored;
- Global and universally meaningful but also amenable to contextualisation and disaggregation;
- Transparent in methods, timely, and time-bound; and,
- Simple and specific.ⁱⁱⁱ

Using the Results Matrices

The tables provided are intended to serve as a guide to be used in developing the means of implementation around specific SDG goals and targets, underpinning them measures of the impact of specific forms of organized crime on development. In serving as guide, it must be recognized the indicators may need to be readjusted to meet the needs of stakeholders and the tables provide a *non-exhaustive* list of indicators.

Within the report the indicators are written to measure the impact of organized crime at the international level. For example, in measuring capacity to prevent the smuggling of migrants, an indicator measures the number of States that ratified the Protocols on Trafficking in Persons and Smuggling of Migrants to the UNTOC Convention, together with the status of implementation of the Protocols in each state. To be applicable at the national level, rather than measuring the number of States who have ratified the Convention, the State may just report they have ratified the Convention and focus on other indicators.

In addition, the objective of the report is to identify the sorts of indicators and associated datasets that could be used to inform approaches to measure the impact of organized crime^{iv}, and not necessarily an exhaustive list of indicators. It is recommended that in developing an index the entire report is read, as indicators included under specific crimes may also apply to other crimes or be especially germane within the national or regional context the index is being designed. Moreover, policymakers ought to draw from their own experience, as well as that of civil society and experts in the field, to add indicators to those already listed.

In turn, it is hoped that by identifying key outcomes, outputs and indicators relating to a wide range of organized crime threats to development, indicator sets can be developed that may be used to assess the impact of organized crime, as well as how to better respond, at both the national and global levels.

III. Addressing TOC in Sustainable Development Goals

A. Sustainable Livelihoods

Sustainable livelihoods approaches recognise a web of inter-related factors either constrain or enhance people's ability to make a living in an economically, ecologically, and socially sustainable manner. Closest to the centre of these frameworks are the resources and livelihood assets that people have access to and use. These can include natural resources, technology, knowledge and capacity, health, access to education, sources of credit, or networks of social support. However, the extent of people's access to these assets is strongly influenced by their *vulnerability context*.^v

Vulnerability contexts take account of trends, shocks and other external stressors that restrain people's ability to access livelihood assets and achieve sustainable livelihoods in the long-term. Organized crime is a significant threat in this context, putting significant external pressure on populations, and in some cases resulting in major shocks. For example, research has long shown that countries and communities beset by high-levels of organized crime often get caught in poverty traps, as a lack of economic opportunity and conflict and violence contribute to a downward spiral of poverty and organized criminal activity. In turn, populations with limited economic and sustainable livelihood options are more likely to pursue migration options and high-risk employment options, rendering them vulnerable to exploitation. In turn, organized crime increases the vulnerability of populations, especially the most vulnerable in society – the poor, the weak and the marginalized, jeopardising development initiatives aimed at securing sustainable livelihoods for populations around the world.

1. Illegal migration

The involvement of organized criminal groups in facilitating illicit migration through the smuggling of migrants significantly compromises human rights goals. Organized criminal groups involved in the smuggling of migrants take advantage of migrant populations across the globe, peddling lies and using false promises to encourage individuals to migrate. The result is increased risks to health and life, and significantly greater risk of individuals falling victim to human trafficking.

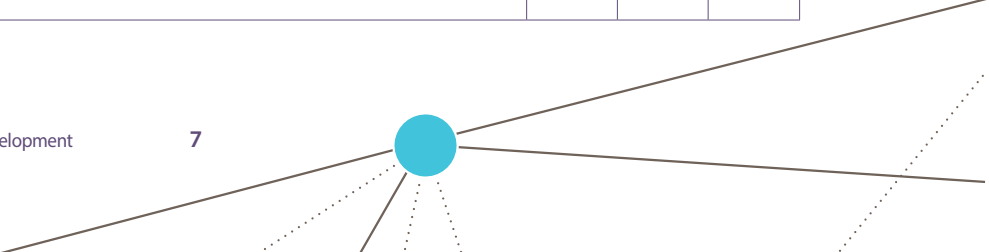
Furthermore, the smuggling of migrants increases strain on institutions in host countries and on states along major transit routes, draining resources from other development initiatives. The facilitation of illicit migration by criminal groups typically results in greatly inflated migrant flows as criminal actors recruit large numbers of migrants in the pursuit of higher profits. Host States and transit States are often ill-equipped to manage the flood of migration migrant smugglers facilitate, and the result is large communities of displaced, poorly serviced migrants. In addition, the inundation of illicit migrants results in a shock to transit and destination countries, forcing States to divert resources from other initiatives to enhance security, review asylum appeals and provide humanitarian relief and other social services. For example, Australia reported that the need to address the flow of smuggled migrants coming by boat from Indonesia forced the country to reduce its contributions to refugee efforts in other parts of the world, such as the Syrian refugee crisis, and compelled the country to reduce its legitimate asylum seeker quota, limiting the country's intake of severely at risk refugee populations.

As such, development initiatives aimed at protecting migrant and potential migrant populations and supporting safe, licit migration flows are severely compromised by the smuggling of migrants and arguably cannot be achieved without addressing organized crime's role in illicit migration.

Migrant smuggling is a good example of how organized crime often demands cross-sectoral responses. Governments bear a large share of the burden of combatting migrant smuggling, whether by passing and enforcing sufficiently strict labour market legislation or by being more diligent about verifying immigrants' paperwork and documentation, but other actors also play key roles. It will be very difficult, if not impossible, to eradicate migrant smuggling and abuse of migrants if private sector employers do not take some steps of their own, such as doing more due-diligence work on the history of recruitment agencies in developing countries before hiring workers they represent. Similarly, civil society organisations in source as well as in destination and transit countries are often the most welcoming and accessible resource for victims of smuggling and abuse, and therefore can play a crucial part in uncovering on-going schemes. No large-scale attempt to eradicate migrant smuggling will succeed without successfully bringing these various sectors of society to bear.

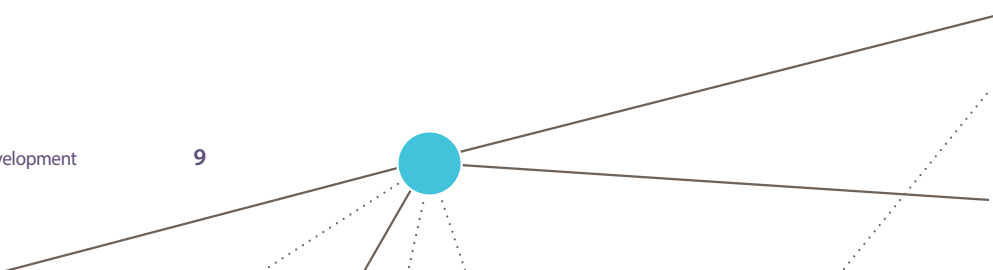
Due to the close correlation between the scale of the smuggling of migrants and its impact on States, a focus on the metrics to assess the impact of migrant smuggling is preventing the crime through making it more difficult for offenders to commit the crime and decreasing demand for smugglers' services.

TABLE 1 RESULTS MATRIX - SMUGGLING OF MIGRANTS				
GOAL 1:	Reduce the impact of smuggling of migrants on sustainable livelihood goals	Relevant Actors		
		International and Regional	National	Non-Governmental
Outcome 1.1: Improved capacity to prevent the involvement of criminal networks in illicit migration				
Output 1.1.1: Legal and policy frameworks are in place to prevent smuggled migration				
	Number of States that ratified the Protocols on Trafficking in Persons and Smuggling of Migrants to the UNTOC Convention, together with the status of implementation of the Protocols in each state. <i>Source: UNODC reporting</i>	X	X	
	Percentage increase in budget expenditure on combatting the smuggling of migrants, particularly in relation to budget expenditure on development initiatives. <i>Source: National budgets and reporting documents</i>		X	X
	Number, and geographic coverage, of reports on migrant smuggling <i>Source: International, regional and national reporting, non-governmental organizations</i>	X	X	X
	Number of checks and controls undertaken annually of migration agencies by governments by State <i>Source: National legislation and regulatory schemes and annual reporting</i>		X	
Output 1.1.2: Prevention measures are in place in communities vulnerable to the use of migrant smuggling services				
	Increase in level of budget expenditure on public-awareness campaigns. <i>Source: National budget, communications ministries, national media, watchdog organisations</i>		X	X
	Number, and geographic coverage, of information channels on trafficking and safe migration. <i>Source: Education campaigns; longitudinal surveys showing campaigns' impact</i>	X	X	X
	Increase in proportion of population viewing smugglers and the smuggling of migrants in a negative manner. <i>Source: Longitudinal surveys assessing public perceptions of smugglers and the services they offer</i>	X	X	X
	Reduction in percentage of employers hiring illegal migrants. <i>Source: Business surveys</i>		X	X



	Enhanced capacity of the media to report on cases of migrant smuggling <i>Source: Regional reporting, non-governmental organization reporting</i>	X		X
	Percent reduction in price and time frame between licit and illicit migration options <i>Source: National and regional security data (e.g. Frontex)</i>	X	X	
Output 1.1.3: Frameworks of cooperation are enhanced to prevent the smuggling of migrants				
	Number of international migration and/or border agreements facilitating safe and lawful migration for legitimate purposes. <i>Source: Mobility agreements that protect migrants' rights; free-movement or open-border systems (e.g. Schengen)</i>	X	X	
	Percent reduction in number of migrants who do not qualify for refugee/asylum status. <i>Source: NGO reports and investigations, national reports of returns such as the US Citizenship and Immigration Services' Asylum Division Quarterly Stakeholder reports (http://www.uscis.gov/outreach/notes-previous-engagements)</i>		X	
	Number of bilateral and multilateral partnerships on migrant recruitment integrity schemes. <i>Source: IOM / UNHCR, and national and regional reports.</i>	X	X	
	Number of public-private partnerships created for prevention. <i>Source: NGO reports and investigations, national reports</i>		X	X
Outcome 1.2: Protection for victims of illicit migration is enhanced				
Output 1.2.1: Legislative and policy frameworks are in place to protect victims of migrant smuggling				
	Number of States with national strategies in place to provide protection to victims of migrant smuggling. <i>Source: National legislation and regulatory frameworks, international and regional reporting</i>		X	
	Comprehensive anti-smuggling and/or related legislation enacted and implemented that entitles victims to comprehensive protection <i>Source: National legislation and regulatory frameworks, international and regional reporting</i>		X	
Output 1.2.2: Programmes are in place to provide protection to victims of migrant smuggling				
	Number of victims provided with individualized and comprehensive return and re/integration assistance (shelter, employment, vocational training, etc.) <i>Source: National budget, NGO reports</i>		X	X
	Percentage increase in budget allocated to provide economic and social support to migrant populations <i>Source: National budget, NGO reports</i>		X	
	Number of NGOs, disaggregated by State, providing refugee and migrant support services <i>Source: Media reports, NGO reports</i>		X	X
	Number, and capacity, of legal clinics and/or non-profit organisations in destination countries dedicated to informing migrants of their rights and representing them in court if needed <i>Source: Media reports, NGO reports</i>		X	X
	Percentage of law enforcement and border officials trained in identification and migrant rights <i>Source: UNTOC Implementation, National reporting</i>		X	

Output 1.2.3: Cooperative mechanisms are in place or enhanced to protect victims				
	Number of regions with regional strategies in place to proactively manage migration <i>Source: Regional reporting</i>	X		
	Percentage decrease in gap between amount of international funding available to support host and transit countries in providing support for migrants, percentage rate of funding for humanitarian or development appeals. <i>Source: UNHCR, IOM, OCHA funding records (e.g. CAP/CHAP)</i>	X		
	Number of agreements with provisions for the protection of migrants' rights under mobility agreements. <i>Source: UNTOC Implementation, National reporting</i>	X		
Outcome 1.3: Increased proportion of smuggled migration incidents and offenders successfully investigated, prosecuted and sentenced				
Output 1.3.1: Implementation of policies and strategies to criminalise migrant smuggling				
	Number of States who have achieved, or come closer, to full implementation of Protocols on Trafficking in Persons and Smuggling of Migrants to the UNTOC Convention. <i>Source: UNODC reporting</i>	X	X	
	Percent reduction in number of smuggled migrants detected annually. <i>Source: National migration data, IOM, UNHCR and UNODC data</i>	X	X	
Output 1.3.2: Capacity of national justice system is increased to prosecute migrant smuggling offenders				
	Enhanced capacity of front-line officers and/or specialized officers to investigate trafficking complaints <i>Source: National criminal justice records</i>		X	
	Number of detected incidents of passport fraud facilitated by people smugglers. <i>Source: National migration data, IOM, UNHCR and UNODC data Also national police records</i>	X	X	
	Number of perpetrators of smuggling of migrants arrested, adjudicated, convicted and serving sentences (by type of sentence). <i>Source: National criminal justice records</i>		X	
	Percentage of judges and prosecutors adjudicating cases of asylum and migration, by State, who have received sensitisation training <i>Source: National reporting, NGO reporting</i>		X	X
Output 1.3.3: Cooperation is improved around the prosecution of migrant smuggling offenses and offenders				
	Number of instances of international cooperation and mutual legal assistance in migrant smuggling cases <i>Source: Regional and national reporting</i>	X	X	
	Number of cooperative border control strategies and interventions <i>Source: Regional and national reporting</i>	X	X	



2. Forced labour

Forced labour directly impedes development goals, preventing workers from achieving sustainable livelihoods. As such, efforts to achieve sustained, inclusive and sustainable economic growth and full and productive employment and decent work for all cannot be achieved while organized criminal groups continue to perpetuate the crimes of forced labour.

While forced labour could affect anyone, two particularly vulnerable populations are migrant workers and children.

Migrant workers are exploited in transit to their chosen final destination, as well as once they arrive, in particular when they employ the services of a migrant smuggling service. Recruiting agencies can also play a prominent role either charging hefty fees to candidates up front or deducting exorbitant fees from future earnings, which, when combined with low salaries and few benefits, leaves many migrants in situations close to indentured servitude.

In addition, a significant portion of forced labour victims are children, with the International Labour Organization (ILO) estimating that 5.5 million of the 21 million forced labourers in the world are children.^{vi} The extreme case of the intersection between child labour and organized crime is the conscription of children by rebel armies or gangs to fight as foot soldiers. The recruitment of children as agents of criminal organisations is also a growing problem. Forced child labour does not only impede achieving decent work for all, but also prevents achieving development goals relating to ending the abuse, exploitation, trafficking and all forms of violence and torture against children.

Akin to the smuggling of migrants, due to the clandestine nature of the crime it is difficult to measure the 'objective' situation and outputs focus on capacity to prevent the crime in the first instance, protect victims, and prosecute criminal groups. Furthermore, in recognition of the distinct vulnerability of migrant populations and children to forced labour and labour trafficking, specific indicators relating to the two populations are put forth, in addition to the general outputs addressing forced labour as a whole.

TABLE 2 RESULTS MATRIX - FORCED LABOUR

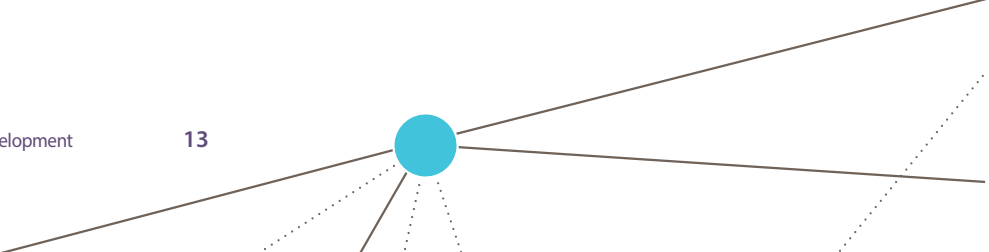
GOAL 2:	Reduce the impact of forced labour on sustainable livelihood goals	Relevant Actors		
		International and Regional	National	Non-Governmental
Outcome 2.1:	Improved capacity to prevent forced labour			
Output 2.1.1:	National policies and legislation are in place to prevent forced labour			
	Number of States that ratified the Protocols on Trafficking in Persons and Smuggling of Migrants to the UNTOC Convention without reservation. <i>Source: UNODC reporting</i>	X	X	
	Number of States that ratified all relevant ILO Protocols without reservation. <i>Source: ILO and UN reporting</i>	X	X	
	Number of States with legislation in place establishing minimum labour standards <i>Source: National legislation and regulatory frameworks</i>		X	
	Number of States with legislation in place (and regularly enforced) limiting the power that employers can exercise over migrant workers <i>Source: National legislation and regulatory frameworks</i>		X	

	Number of States that have ratified the UN Convention on the Rights of the Child and all of the Optional Protocols thereto without reservation. <i>Source: United Nations</i>	X	X	
	Number of States which have implemented and which regularly enforce legislation setting a minimum working age and stipulating age-appropriate limits on hours worked <i>Source: Legislation, media reports, NGO and UN investigations</i>		X	
Output 2.1.2:	<i>Awareness raising and preventative measures are in place in communities vulnerable to forced labour recruitment</i>			
	Number of sensitisation campaigns conducted on forced labour with relevant actors <i>Source: International oversight, national reporting</i>	X	X	X
	Increased public awareness measured through surveys and questionnaires of workers' rights and channels available to victims of forced labour <i>Source: Community surveys, reporting by hotlines or watchdog groups</i>		X	X
	Number of States providing access to social benefit programs that provide alternatives to seeking informal or precarious work <i>Source: National legislation and regulatory frameworks, national budgets</i>		X	
	Percent of national budget committed to preventing forced child labour and giving children and families in vulnerable communities alternative income and activity options. <i>Source: National budget</i>		X	
	Percent increase in the number of children involved in alternative options to work (schooling, after-school activities, sports, etc.) <i>Source: Governmental and non-governmental records and reporting</i>		X	X
	Increase in number of private sector entities (businesses, corporations, individuals, etc.) committed to fair labour practices <i>Source: Business reporting, national reporting, non-governmental agency investigations</i>		X	X
	Number of media outlets, disaggregated by State, with the capacity to report on cases of labour trafficking <i>Source: Media reporting, NGO reporting</i>			X
Output 2.1.3:	<i>Cooperation strategies are in place to prevent forced labour in vulnerable industries</i>			
	Number of bilateral and multilateral partnerships on migrant recruitment integrity schemes. <i>Source: IOM / UNHCR, and national and regional reports.</i>	X	X	
	Number of public-private partnerships created for prevention. <i>Source: NGO reports and investigations, national reports</i>		X	X
	Number of bilateral cooperation agreements on migrant labour between sending and receiving countries in place <i>Source: Regional and national reporting</i>	X	X	
Outcome 2.2:	<i>Capacity of national justice system actors is enhanced to protect victims of forced labour</i>			
Output 2.2.1:	<i>Strategies are in place to protect victims of forced labour</i>			
	Number of States with a national strategy in place to identify communities and industries vulnerable to labour trafficking <i>Source: National reporting, NGO reporting</i>		X	
	Comprehensive trafficking legislation enacted and implemented that entitles victims to comprehensive protection <i>Source: National legislation and regulatory frameworks, international and regional reporting</i>		X	



Output 2.2.2:	Increased capacity to protect victims of forced labour			
	Number of reporting and help-line services in place for the identification and protection of victims of labour trafficking <i>Source: National reporting, NGO reporting</i>		X	X
	Number, and capacity, of legal clinics and/or non-profit organisations in destination countries dedicated to informing migrants of their rights and representing them in court if needed <i>Source: Media reports, NGO reports</i>		X	X
	Percent increase in government support (financial, logistical, and material) of community organisations designed to help victim-survivors reintegrate into communities <i>Source: Legislation, media reports, organisational budgets</i>		X	X
	Number and coverage of programmes providing alternative livelihood options to victim-survivors <i>Source: National reporting, non-governmental organization reporting</i>		X	X
	Percent reduction in the number of children associated with armed violence, organized criminal groups and non-state armed groups <i>Source: International reports and oversight</i>	X	X	X
	Increased spending and staffing for DDR programs in regions children are known to fight <i>Source: DDR organisations' budgets and annual reports</i>	X	X	X
Outcome 2.3:	Increased proportion of forced labour incidents and offenders successfully investigated, prosecuted and sentenced			
Output 2.3.1:	National strategies are in place to identify and prosecute cases of forced labour			
	Number of States who have achieved, or come closer, to full implementation of Protocol on Trafficking in Persons to the UNTOC Convention. <i>Source: UNODC reporting</i>	X	X	
	Percent reduction in number of victims of forced labour detected annually. <i>Source: National migration data, IOM, UNHCR and UNODC data</i>	X	X	
Output 2.3.2:	Increased prosecution of forced labour offenses and offenders			
	Number of cases received, investigated and prosecuted involving the illicit activity of labour/recruitment agencies, adoption agencies, etc. <i>Source: National records; reports by national and international watchdog groups and industry associations</i>		X	X
	Number of cases received, investigated and prosecuted involving forced labour <i>Source: National records; reports by national and international watchdog groups and industry associations</i>		X	X
	Percentage of judges and prosecutors who have received training on the smuggling of migrants and relevant criminal justice responses <i>Source: National reporting, non-governmental organization reporting</i>		X	X
	Number of reports received and inspections made of workplaces by labour rights organisations/ministries <i>Source: Reports from inspection authorities and watchdog NGOs, budgets for oversight agencies</i>		X	

Output 2.3.3:	<i>Cooperation to prosecute forced labour offenses and offenders is enhanced</i>			
	Number of cases of international cooperation received, investigated and prosecuted involving the illicit activity of labour/recruitment agencies, adoption agencies, etc. <i>Source: National records; reports by national and international watchdog groups and industry associations</i>		X	X
	Number of INTERPOL red notices issued involving forced labour practices <i>Source: National records, reports by national and international watchdog groups and industry associations</i>		X	X
	Number of cooperative border control strategies and interventions <i>Source: Regional and national reporting</i>	X	X	
	Number of public-private sector schemes in place to prevent trafficking <i>Source: Regional and national reporting</i>	X	X	X



3. Sex trafficking

Sex trafficking is the most common form of modern-day slavery, with estimates placing the number of men, women and children enslaved in the commercial sex industry in the millions. Victims of sex trafficking, predominantly women and girls, are unwittingly sold into the sex trade, and then are enslaved and heavily abused by criminal trafficking rings. Sex trafficking threatens the security of vulnerable populations and promotes societal breakdown by removing women and girls, and to a much lesser extent men and boys, from their families and communities.

Specifically in relation to sex trafficking, protection is an important part of combatting the crime and negating its impact, an element that has historically been neglected. Victims of sex-trafficking should not be treated as criminals, but rather should receive full governmental protections. It is also necessary for investigation and prosecution process to be conducted in a sensitive manner in order to not further traumatise trafficking victims. As such, efforts to punish traffickers ought to be implemented within a system that respects and safeguards the rights of victims to privacy, dignity, and safety. Additionally, there is a need to support the work of both national and international non-governmental organisations to provide shelters and rehabilitation services for victims of trafficking.

TABLE 3: RESULTS MATRIX - SEX TRAFFICKING

GOAL 3:	Reduce the impact of sex trafficking on sustainable livelihood goals	Relevant Actors		
		International and Regional	National	Non-Governmental
Outcome 3.1: Capacity to prevent sex trafficking is improved				
Output 3.1.1: National strategies and legal frameworks are in place to prevent sex trafficking				
	Establish and extend international protocols and protective regimes for sex workers and victims of sex trafficking, with the aim of achieving universal protection and ratification <i>Source: Records of UN agencies and relevant regional and intergovernmental bodies</i>	X		
	Number of States ratifying all international human rights treaties relevant to the elimination of sex trafficking, including those tangentially related, without reservation. <i>Source: UN records, national reporting</i>	X	X	
	Number of States with a national strategy or action plan for eliminating sex trafficking, including coverage, data collection and dissemination program <i>Source: National reporting, watchdog organisations</i>		X	X
Output 3.1.2: Awareness raising and preventative measures are in place in communities vulnerable to sex trafficking				
	Percentage increase in budget expenditure on public-awareness campaigns informing populations, especially women, of the dangers of sex trafficking and how to protect themselves <i>Source: National budget, communications ministries, national media, watchdog organisations</i>		X	X

	Increase in public knowledge of the extent and dangers of sex trafficking on local, national, and global scales, as measured by responses to survey questions <i>Source: Governmental and non-governmental public surveys</i>		X	X
	Percentage increase of the population perceiving sex-trafficking victims as victims, rather than illegal migrants or voluntary sex-workers <i>Source: Governmental and non-governmental public surveys</i>		X	X
Output 3.1.3:	Cooperation frameworks are in place to prevent sex-trafficking			
	Number of cooperative frameworks between states to prevent sex-trafficking <i>Source: National reporting, watchdog organisations</i>	X		
	Number of public-private collaborations to protect communities and populations vulnerable to sex-trafficking. <i>Source: Governmental and non-governmental public reports</i>			X
Outcome 3.2:	Capacity to protect victims of sex trafficking is increased			
Output 3.2.2:	Improved capacity to protect victims of sex trafficking			
	Percent increase in the number of women who have been rescued from sex trafficking <i>Source: National records, NGO records</i>		X	X
	Proportion of law enforcement officials, by State, trained in recognising and responding appropriately to sex trafficking <i>Source: National reporting</i>		X	
	Number of registered or active NGOs and full-time equivalent employment involved in the prevention and protection of women against sex trafficking <i>Source: National reporting, NGO reporting</i>		X	X
	Percentage increase in number of healthcare workers certified and qualified to provide physical and mental care to victims of sex trafficking <i>Source: Records of national health ministries and organisations focusing on the sex industry</i>		X	X
	Number of rehabilitation centres for victims of sex trafficking <i>Source: National and non-governmental organisation reporting</i>		X	X
Output 3.2.2:	Increase in proportion of victim-survivors successfully rehabilitated and reintegrated back into society			
	Proportion of victim-survivors of sex trafficking who received assistance, compensation and rehabilitation services <i>Source: National records, NGO records</i>		X	X
	Proportion of victim-survivors successfully rehabilitated and reintegrated back into society, disaggregated by those who successfully reintegrated into their home communities <i>Source: NGO records, victim-survivor surveys</i>			X
	Percent reduction in the number of repeat arrests for prostitution, especially among those previously released from the sex industry, by year <i>Source: Records of rehabilitation programs, police records, community organisations, survey data</i>		X	X



Outcome 3.3: Increased percentage of sex trafficking incidents and offenders successfully investigated, prosecuted and sentenced				
Output 3.3.1: Increased identification and prosecution of sex trafficking offenses and offenders				
	Number of sex trafficking reports received, investigations made, and victims rescued <i>Source: National justice records, watchdog organisation reports</i>		X	X
	Percentage increase in complaints and reports of sex trafficking investigated and adjudicated by the national human rights institution, human rights ombudsperson or other mechanisms of the proportion of these responded to effectively by the Governments <i>Source: National reporting, watchdog organisations</i>		X	X
	Number of perpetrators of sex trafficking arrested, adjudicated, convicted and serving sentences (by type of sentence) <i>Source: National criminal justice records</i>		X	

B. Health and well-being

Organized crime will affect the achievement of development goals relating to health and well-being in a number of direct ways, including increased drug usage as a 'spillover effect' of drug trafficking and falsified and substandard pharmaceuticals thwarting disease eradication, amongst others. Beyond the direct impacts, a multitude of indirect links can also be made. Increasing levels of grand corruption related to organized crime can result in weakened service delivery and the diversion of funds away from government health programs. Similarly, the need to increase expenditure on security priorities to control organized crime may divert limited government resources away from investments in health services.

Fragile, weak and developing states are particularly vulnerable to the negative impacts of crime on health. Health systems of weak states are especially vulnerable to organized crime influences because they tend to be low in capacity, both in service delivery and in administration, and are loosely integrated and underfunded to start. As such, they are especially vulnerable to corrupt activity related to organized crime and less capable of addressing health threats related to organized criminal activity, such as increased drug usage and the trafficking of falsified and substandard pharmaceuticals. Moreover, the relationship between organized crime and the quality of public health services has proven to be correlated with organized criminal activity (such as drug trafficking and corruption) compounding the negative effects of overall structural conditions such as weak and corrupt institutions, and limited access to healthcare services.

1. Illicit Drug Use

Perhaps the most widely recognised direct link between organized crime and health is the link between illicit drug trafficking. Increased levels of narcotic drug use put considerable pressure on health systems, in both the developed and the developing world, many of which are ill equipped to deal with the burden of drug prevention, treatment and care. For example, in the UK historically 34% of national spend on public health has been on substance misuse, with local drug partnerships providing drug treatment services receiving £466.7m in funding for 2012-13 alone.^{vii} In the US the Federal budget proposes \$9.2 billion in Federal funds for early intervention and treatment services for individuals with drug problems, 36% of the National Drug Control's requested budget.^{viii}

HIV/AIDS associated with injecting drug use is one of the key challenges to the development goal of reducing and eliminating the disease. The WHO estimates that, on average, one out of every ten new HIV infections is caused by injecting drug use, and in parts of Eastern Europe and Central Asia, over 80% of all new HIV infections are related to drug use. Accordingly, the increased pressures on health systems and spread of HIV/AIDS inhibits achieving development goals relating to ensuring healthy lives and promoting well-being for all at all ages.

In contrast to crimes discussed in the prior section, the scale of the crime is not directly linked to its impact of development. A very small flow of illicit drugs and can still have a detrimental impact on community health. However, it is widely acknowledged that prevention is the best policy to mitigating the negative impacts illicit drug use has on health and well-being. In turn, while indicators do measure capacity to curb the scale of the crime (decease supply), analysis under the outcome of Prevention focuses on more heavily on reducing demand for illicit drugs.

Moreover, the proper criminal justice response to illicit drug trafficking is a highly contentious issue, with some arguing the criminalisation of small scale drug trafficking inflicts greater harm on society than the crime itself. Furthermore, drug trafficking is one of the leading reasons for death penalty sentencing and judicial executions. As such, a minimal number of indicators are presented under the outcome of Prosecution, and largely focus on the seizure of illicit drugs and the existence of legislation, not commenting on the recommended coverage or severity of criminal legislation aside from the issue of the use of the death penalty.

TABLE 4: RESULTS MATRIX - ILLICIT DRUG USE

Goal 4:	Reduce the impact of illicit drug production and trafficking on health and well-being	Relevant Actors		
		International and Regional	National	Non-Governmental
Outcome 4.1:	Measures are in place to prevent the negative impacts of illicit drug use on health			
Output 4.1.1:	Policies, strategies and legislative frameworks are in place to prevent illicit drug use			
	Number of States ratifying all Drug Conventions and Protocols without reservation <i>Source: Annual report of the INCB</i>	X	X	
	Number of States with adequately-resourced drug control institutions which are granted appropriate powers enshrined in legislation <i>Source: National legislation, national budget, national reporting</i>		X	
	Number of checks and controls undertaken annually by drug enforcement agencies <i>Source: National legislation and regulatory schemes and annual reporting</i>		X	
	Number of initial and in-service trainings per State for relevant personnel regularly provided on combatting drug trafficking <i>Source: National budget records, law enforcement records</i>		X	
Output 4.1.2:	Improved capacity to prevent demand for illicit drugs			
	Increased percentage of national budget expenditures on combatting drug trafficking committed to preventing drug use, particularly in relation to budget expenditures on development initiatives. <i>Source: National budgets and reporting documents</i>		X	X
	Increased budget expenditure on public-awareness campaigns. <i>Source: National budget, communications ministries, national media, watchdog organisations</i>	X	X	X
	Decrease in numbers of people seeking treatment for drug problems <i>Source: UNODC data, supplemented by national registries</i>		X	X
	Decrease in usage rates for narcotics and other illicit drugs, particularly among youth <i>Source: UNODC data, INCB data on consumption of narcotics</i>		X	X
	Percentage increase in the number of drug prevention, treatment, and care programs and facilities <i>Source: National healthcare records/budgets, See HIV Law Commission library: http://www.hivlawcommission.org/index.php/resources-centre/elibrary; UNODC TreatNet</i>		X	
	Decreased societal acceptance of drug use <i>Source: Perception surveys and focus group discussions</i>		X	X
Output 4.1.3:	Cooperation is strengthened to prevent illicit drug use			
	International funding available to support efforts to reduce demand for illicit drugs <i>Source: WHO, UNODC, ODA records, national budget</i>	X	X	
	Increase response rates and completion thoroughness on the Commission on Narcotic Drugs Annual Report Questionnaire <i>Source: UNODC (INCB Secretariat)</i>	X	X	

	Number and strength of international partnerships, evidenced by bilateral and multilateral agreement with other governments and with international organisations such as UNODC and INTERPOL <i>Source: UNODC, INTERPOL, international and regional organisation reporting, national reporting</i>	X	X	
	Increased expenditure on programs developing and disseminating appropriate, comprehensive and integrated guidelines based on scientific evidence and best practices <i>Source: WHO, National reports, Non-governmental organisation reporting, public surveys</i>		X	X
Outcome 4.2: Capacity for protection of the health of illicit drug users is increased				
Output 4.2.1: Strategies are in place to reduce the rate of illness and death related to illicit drug use.				
	Reduction in number of drug-related deaths <i>Source: WHO, UN, national health ministries, other public health-related organisations</i>		X	
	Reduction in drug-related illnesses <i>Source: WHO, UN, national health ministries, other public health-related organisations</i>		X	
	Decrease in quantifiable harm done to society by drug addiction, as measured by metrics such as the WHO's disability-adjusted life-years measurement <i>Source: WHO, UN, national health ministries, other public health-related organisations</i>	X	X	X
Output 4.2.2: Programmes are in place to provide health and social services for injecting and illicit drug users				
	Percentage decrease in the number of registered cases of injecting drug users living with HIV/AIDS <i>Source: UNODC, HIV AIDS register data National healthcare records / statistics</i>		X	X
	Percent reduction in the number of transmissions of HIV/AIDS due to sharing of needles <i>Source: National health registers</i>		X	X
Output 4.2.3: Shared cooperation strategies are in place to prevent illicit drug use.				
	Number of States who have introduced and implemented the "Comprehensive Package" for injected drug users <i>Source: UNODC</i>	X	X	
	Information available and shared, including best practice and lessons learned, on alternative responses and harm-reduction frameworks <i>Source: UNODC, NGO and international policy reports</i>	X	X	X
Outcome 4.3: Prosecution efforts are in place with the goal of reducing damage to public health				
Output 4.3.1: Legislation and policies are in place to reduce harm from illicit drug trafficking.				
	Reduction in number of drug-related deaths <i>Source: WHO, UN, national health ministries, other public health-related organisations</i>	X	X	
	Reduction in drug use and HIV-AIDS transmission in a prison setting <i>Source: WHO, UN, national health ministries, other public health-related organisations</i>		X	
	Number of countries with legislation criminalising drug trafficking. <i>Source: National legislation</i>		X	
	Percentage increase in seizures of illicit drugs by unit <i>Source: National police data, media reports</i>		X	



Output 4.3.2: Capacity of national justice systems are increased to appropriately prosecute and sentence for drug trafficking offenses				
	Percentage increase in the proportion of law enforcement officials in all states trained in recognising and responding appropriately to drug trafficking <i>Source: National law enforcement records</i>		X	
	Number of countries with secure, anonymous hotlines or other reporting systems through which civilians can report the production or trafficking of illicit drugs <i>Source: National police reports, NGO or non-profit announcements, media reports</i>		X	X
	Reduction in number of death penalty sentences for drug-trafficking related offenses <i>Source: WHO, UN, national health ministries, other public health-related organisations</i>		X	
	Reduction in prison populations convicted for minor drug offenses <i>Source: UNODC, INCB, national justice records and case statistics</i>		X	
	Reduction in prison overcrowding resulting from drug trafficking convictions <i>Source: National justice records and case statistics</i>		X	
Output 4.3.3: Cooperation efforts are in place to reduce harm from illicit drug trafficking				
	Number of States achieving harmonisation and alignment of drug control strategies <i>Source: UNODC, regional reporting</i>	X	X	

2. Falsified and substandard pharmaceutical products

Falsified and substandard pharmaceutical products produced and propagated by organized crime groups have a direct, and highly detrimental, impact on the ability of the development community to achieve goals in the area of disease eradication. Criminal groups disproportionately target states in the developing world where regulatory capacity and consumer knowledge is low and drug types that are in the greatest demand. The World Health Organization (WHO) estimates that up to 10 per cent of medicines available globally are likely to be counterfeit, with the figure rising up to 30 per cent in some areas of Asia, Africa and Latin America.^{ix} Antimalarials fall into this category, often targeted by criminal groups. In turn, communities that are often in the greatest need of medication to combat disease are the most vulnerable victims of the crime.

Furthermore, aid supplies are an established target for theft and resale by criminal groups. As a result, pharmaceutical products may not be readily available to communities in need, or may be very costly to purchase. Consequently, individuals are more likely to seek out alternative sources, often from non-regulated outlets, significantly increasing the risk of consuming falsified and substandard products. Conversely, individuals may lose faith in the health sector altogether, shunning pharmaceutical products for alternative treatments. Accordingly, the production and propagation of falsified and substandard pharmaceutical products directly perpetuates criminal markets and threatens the viability of public health initiatives.

In addition, scientific studies have linked the prevalence of falsified and substandard pharmaceutical products to the growth in drug-resistant strains of malaria.^x The birth and spread of these malaria ‘super’ strains directly contravenes medical efforts to find a cure and treatment for the disease.

Illegitimate Medicine Definitions^{xi}

In the past WHO distinguished between “substandard” and “counterfeit” medicines, but in 2011 member states chose to combine them together in the new term “substandard/spurious/falsely-labelled/falsified/counterfeit medical products” (SSFFC). However, placing all illegitimate medicines under the SSFFC umbrella gives the mistaken impression they all put public health and wellness at risk. Here, the focus is on illegitimate medicines that directly threaten public health and wellness – falsified and substandard medicines.

A “**counterfeit**” medicine is one that infringes a registered trademark by bearing an identical or near identical mark. Deliberate counterfeiting is a private economic wrong, which can occur separately from or together with the public health wrong of poor medicine quality. Thus, it is a mistake to use the adjective “counterfeit” to refer to medicines that endanger public health.

“**Falsified**” medicines are unlawful in violating the regulator’s quality specification. In addition, there must also be a deliberate intent to deceive or wilful blindness. For example, while an expired medicine is merely substandard, if the date is altered to make it appear not expired, that deliberate fraud makes it falsified. In turn, falsified medicines contain very little, if any, active ingredients to combat the disease or illness they are intended to treat, severely jeopardizing public health.

“**Substandard**” medicines are those that do not meet the legally required quality specifications of a country’s regulators. While the sale of substandard medicine can be an unintentional, regulatory failure when committed by legitimate producers, when criminal groups are involved their acts can be called anything but unintentional. Criminal groups who steal legitimate pharmaceutical products and resell them later do not store products under the appropriate conditions or sell them after they have expired. The disregard for the integrity of the medicine, like falsified medicine, threatens public health.



TABLE 5: RESULTS MATRIX - FALSIFIED AND SUBSTANDARD PHARMACEUTICAL PRODUCTS

GOAL 5:	Reduce the impact of falsified and substandard pharmaceutical products on health and well-being goals	Relevant Actors		
		International and Regional	National	Non-Governmental
Outcome 5.1:	Capacity to prevent the trafficking of falsified and substandard pharmaceutical products is increased			
Output 5.1.1:	<i>Policy and legislative measures are in place to prevent trafficking of falsified and substandard pharmaceutical products</i>			
	Number of States who have ratified without reservation all relevant international protocols <i>Source: WHO, international actor responsible, national records</i>	X	X	
	Number of States which have established or continued support for adequately resourced drug control institutions with appropriate powers enshrined in legislation <i>Source: National legislation, national budget, national reporting</i>		X	
	Number of States which have created agencies or specialised units within existing food/drug regulatory authorities dedicated to combatting the production and trafficking of falsified and substandard medicine <i>Source: National records</i>		X	
	Number of States which have established specific import procedures (this may include designation of ports of entry for imported drugs) and standard operating procedures and guidelines for drug inspectors <i>Source: National reporting</i>		X	
Output 5.1.2:	<i>Capacity to prevent usage of pharmaceutical products from non-official sources is increased</i>			
	Number of States with access to knowledge and data on modus operandi, key actors and target markets for counterfeit and drugs <i>Source: International and national studies, reports and investigations</i>	X	X	X
	Percent increase in amount of budget allocated to national Food and Drug Regulation Authorities <i>Source: National budget records, WHO</i>		X	
	Number of international and national policies in place to increase access to affordable healthcare and pharmaceutical products <i>Source: National health ministries, WHO data, Global Fund data</i>		X	
	Percentage increase in stocks of essential life-saving medications through licensed distributors, health professionals, and aid organisations constantly available to communities <i>Source: Public surveys, stock assessments, non-governmental organisation reporting</i>	X	X	X
	Percent reduction in price difference between unregulated medicine and medicine available through licensed distributors, health professionals, and aid organisations <i>Source: Market reporting, public surveys, stock assessments, non-governmental organisation reporting</i>	X	X	X

	Percent increase in population with access to licensed, regulated, legitimate pharmacies or other dispensers of medicines <i>Source: Business registries, community surveys, zoning boards</i>	X	X	X
	Improvement in consumer awareness measured through questionnaires and surveys on how to recognise and report counterfeit medicines <i>Source: Consumer surveys</i>	X	X	X
Output 5.1.3:	<i>Cooperation improved to prevent and detect the export, import and smuggling of falsified and substandard pharmaceutical products</i>			
	Number, and strength, of international partnerships, evidenced by bilateral and multilateral agreement with other governments and with international organisations such as WHO and INTERPOL <i>Source: WHO, INTERPOL, international and regional organisation reporting, national reporting</i>	X	X	
	Number, and strength, of safeguards put in place and maintained by health professionals and aid workers to protect the integrity of the medicine flows. <i>Source: Health industry and non-governmental organisation reporting, WHO</i>			X
	Number of States whose regulatory and law enforcement bodies are collaborating with the private sector <i>Source: National records</i>		X	X
	Number, and strength, of legitimate drug manufacturers who have developed or improved measures to prevent the counterfeiting of products and to secure stocks of medicine and packaging materials to prevent their diversion to illegal manufacturers and packagers <i>Source: Pharmaceutical industry reporting</i>			X
	Number, and strength, of legitimate importers of pharmaceuticals who have put in place and maintained measures to ensure drugs which they import are manufactured legitimately in the countries of manufacture. (For example, establishing and maintaining an audit trail of the imported drugs back to the original manufacturer or wholesaler.) <i>Source: Importer reporting</i>			X
	Percentage of import transactions in which importer has obtained a certificate for drugs that complies with the WHO Certification Scheme on the Quality of Pharmaceutical Products moving in International Commerce <i>Source: Importer reporting, WHO</i>	X		X



Outcome 5.2: Number of health incidents and threats attributed to falsified and substandard pharmaceutical products is reduced				
Output 5.2.1: Policies and legislation is in place to protect community health and well-being from falsified and substandard pharmaceutical products				
	Percent decrease in death rates for diseases for which effective treatment exists <i>Source: National health ministries, WHO data, Global Fund data</i>		X	
	Percent decrease in individuals seeking repeat treatment for diseases whose treatments are often targeted by counterfeiters (such as malaria) <i>Source: Hospital records, insurance company claim records</i>		X	
	Percent decrease in death rates for diseases for which effective treatment exists <i>Source: National health ministries, WHO data, Global Fund data</i>		X	
Output 5.2.2: Protection provided to victims of falsified and substandard pharmaceutical products is improved				
	Percent of communities where the prevalence of substandard or falsified pharmaceutical products are widespread, by State, with access to affordable health services and legitimate medication <i>Source: WHO, national records</i>	X	X	
	Number of verification schemes in place to identify genuine medication and report on substandard or falsified pharmaceutical products. <i>Source: WHO, national records, pharmaceutical industry reporting</i>	X	X	
	Percentage of wholesaler and retailer managerial posts held by suitably qualified persons, preferably licensed pharmacists, who are responsible for drug procurement <i>Source: Employment records, national licensing records</i>		X	X
	Percent decrease in individuals seeking repeat treatment for diseases whose treatments are often targeted by counterfeiters (such as malaria) <i>Source: Hospital records, insurance company claim records</i>		X	
	Absence of 'super' strains detected that can be linked to the use of substandard or falsified pharmaceutical products <i>Source: WHO, medical journals</i>	X	X	X
	Number and coverage of surveys by legitimate drug manufacturers surveying their own drug distribution channels with a view to detecting the presence of counterfeit products <i>Source: Pharmaceutical industry reporting</i>			X
	Percentage of imported drugs subjected to visual inspection and other analytical checking procedures by importers and wholesalers <i>Source: Importer reporting</i>			X
Output 5.2.3: Cooperation is improved to provide protection to victims of falsified and substandard pharmaceutical products				
	Public-private partnerships to increase access to affordable medication is increased <i>Source: National and pharmaceutical industry reporting</i>		X	X
	Funding for public health campaigns and in humanitarian relief contexts is increased <i>Source: National, NGO reporting, percentage of humanitarian appeals met (CAP/CHAP reporting)</i>	X	X	X

Outcome 5.3: Percentage of falsified and substandard pharmaceutical product crimes and offenders successfully investigated, prosecuted, and sentenced is increased				
Output 5.3.1:	<i>Appropriate legislation and policies are in place to criminalise and prosecute criminal networks engaged in the falsification and distribution of falsified or substandard pharmaceuticals</i>			
	Number of States with appropriate legislation enacted or revised where necessary. Specifically, law prohibits counterfeit drugs; the manufacture, importation, distribution and the supply and sale of drugs may only be carried out under specific licences/authorisations in licensed/authorised premises under the supervision of suitably qualified persons; amongst other legislation. <i>Source: National legislation</i>		X	
	Number of States with strict criminal penalties are in place for those found guilty of exporting, importing and smuggling falsified and substandard medical products <i>Source: National legislation</i>		X	
Output 5.3.2:	<i>Capacity is increased to detect and prosecute criminal networks engaged in the falsification and distribution of falsified or substandard pharmaceuticals</i>			
	Number of cases filed against individuals producing and trafficking falsified and substandard medicine <i>Source: National justice records</i>		X	
	Number of convictions secured against individuals producing and trafficking falsified and substandard medicine <i>Source: National justice records</i>		X	
	Number of websites selling falsified pharmaceuticals taken down <i>Source: LegitScript, Interpol, Europol, national police forces, non-governmental organisation reports</i>	X	X	
	Number of pills seized and value placed on the amount of seized goods <i>Source: Interpol – operation Pangea, national criminal customs and criminal records</i>		X	
	Number of initial and in-service trainings for relevant personnel provided on the inspection of documents accompanying and imported drugs, and on the identification of counterfeit drugs <i>Source: National budget records, WHO</i>		X	
	Number of visits/inspections and number of pharmaceutical medicine packs inspected by national law enforcement and/or regulation agencies <i>Source: National records</i>		X	
	Number of prosecutions and convictions for producing and/or knowingly selling counterfeit medicines <i>Source: National justice systems, police records</i>		X	
Output 5.3.3:	<i>Cooperation is increased to detect and prosecute criminal networks engaged in the falsification and distribution of falsified or substandard pharmaceuticals</i>			
	Number of instances of international cooperation or mutual legal assistance in cases relating to the falsification and distribution of falsified or substandard pharmaceuticals <i>Source: National justice systems, police records</i>		X	
	Number of INTERPOL red notices issued in cases relating to falsification or counterfeiting of pharmaceuticals <i>Source: National justice systems, police records</i>		X	



3. Illicit cigarette trafficking

The illicit trade in tobacco products has major impact on public health because there is substantial data demonstrating that counterfeit cigarettes contain higher levels of heavy metals (including lead) than legal products, and other contaminants^{xii} and it is said to increase the number of smokers and their daily consumption rates. In addition, the illicit trade in tobacco products also undermines the effectiveness of governmental smoking-related policies. According to the WHO, illicit trade “undermines price and tax measures for tobacco control; thereby increases the accessibility and affordability of tobacco products.” This in turn has “adverse effects on public health and well-being, in particular of young people, the poor and other vulnerable groups.” Moreover, like other forms of organized crime, the crime has “disproportionate economic and social implications on developing countries and countries with economies in transition.”^{xiii}

Best practices to combat the crime and its impacts include enhanced law enforcement capacity at local levels: in Bangladesh, effective on-ground enforcement over the last 5 years has reduced the share of illegal cigarettes in the market from 27% to 3%. Moreover, public-private partnerships to better control branding, quality control and supply chain integrity prevent cigarette counterfeiting. In addition, awareness campaigns about the health risks and associated harms may reduce demand. Comprehensive means of addressing the illicit trade in cigarettes are also laid out in the Framework Convention on Tobacco Control.^{xiv}

In developing indicators to measure the impact of illicit cigarette trafficking, it is difficult to disaggregate the negative consequences of illicit cigarette smoking from those of licit cigarette smoking. As illness and death resulting from tobacco use is a product of prolonged tobacco use, the majority of individuals have smoked both types of cigarettes and the health impacts cannot be pinned wholly on illicit cigarette use. Moreover, illicit cigarettes are often slipped into licit supply chains, resulting in many consumers not being aware they are purchasing and smoking illicit cigarettes.

In turn, to measure the impact of and reduce demand for illicit cigarettes, it is necessary to measure the impact and demand for all cigarettes. In addition to increasing the feasibility of indicators, the illicit cigarette industry increases the availability of cigarettes and demand for cigarettes, increasing tobacco use – both illegitimate and legitimate – as a whole. In turn, measuring the impact and demand of all cigarette smoking may in fact be the most accurate measure of the impact of the illicit cigarette market on health and well-being.

It also ought to be noted, the WHO Framework Convention on Tobacco Control and accompanying reporting documents provide an excellent resource to measure the scale and impact of tobacco use as a whole, and illicit cigarette use in particular, and has been utilised in the development of outputs.

TABLE 6: RESULTS MATRIX - ILLICIT CIGARETTE TRAFFICKING

GOAL 6:	Reduce the impact of the production and trafficking of illicit cigarettes on health and well-being goals	Relevant Actors		
		International and Regional	National	Non-Governmental
Outcome 6.1:	Improved capacity to prevent the production, sale and use of illicit cigarettes			
Output 6.1.1:	<i>Policies and legislation are in place to prevent the production, sale and use of illicit cigarettes</i>			
	Number of States that have ratified the Framework Convention on Tobacco Control without reservation. <i>Source: WHO</i>	X	X	
	Number of States with comprehensive multisectoral national tobacco control strategies, plans and programs developed and implemented in accordance with the Framework Convention on Tobacco Control <i>Source: WHO, National reports</i>		X	
	Number of States with legislative, executive, administrative or other measures adopted and implemented requiring marking of all unit packets and packages of tobacco products and any outside packaging of such products to assist in determining the origin of the product <i>Source: WHO, National legislation and reporting</i>		X	
	Number of States with legislative, executive, administrative or other measures adopted and implemented requiring marking of all unit packets and packages of tobacco products and any outside packaging of such products to assist in determining whether the product is legally sold on the domestic market <i>Source: WHO, National legislation and reporting</i>		X	
	Number of States with a practical tracking and tracing regime in place to secure distribution systems and assist in the investigation of illicit trade <i>Source: WHO, National reports</i>	X	X	
Output 6.1.2:	<i>Programmes are in place to reduce the demand for illicit cigarettes</i>			
	Smoking prevalence in the adult population; disaggregated by those smoking and purchasing illicit cigarettes <i>Source: WHO, National reports, Non-governmental organisation reporting</i>		X	
	Percentage of young persons (under the age of 18) smoking tobacco; disaggregated by those smoking and purchasing illicit cigarettes <i>Source: WHO, National reports, Non-governmental organisation reporting</i>		X	
	Percentage reduction in demand as a result of educational programs and public awareness programs <i>Source: Public surveys, WHO, National reports, Non-governmental organisation reporting</i>		X	X
	Percentage reduction in demand for tobacco products reduced as a result of programs developing and disseminating appropriate, comprehensive and integrated guidelines based on scientific evidence and best practices and programs to promote cessation of tobacco use, and in particular the smoking of illicit cigarettes <i>Source: WHO, National reports, Non-governmental organisation reporting, public surveys</i>		X	X



Output 6.1.3:	<i>Cooperation programmes and policies are in place to prevent illicit tobacco distribution and use</i>			
	Number, and frequency, of official exchanges of information among customs, tax and other authorities, in accordance with national law and applicable bilateral and multilateral agreements <i>Source: WHO, National reports, Non-governmental organisation reporting</i>	X	X	X
	Number of countries who provided or received financial or technical assistance (be it through unilateral, bilateral, regional, subregional or other multilateral channels, including relevant regional and international intergovernmental or nongovernmental organisations and financial and development institutions) for the development and strengthening of multisectoral, comprehensive tobacco control programs <i>Source: WHO, National reports, Non-governmental organisation reporting</i>	X	X	X
	Number of countries which developed, transferred and/or acquired technology, knowledge, skills, capacity and expertise related to tobacco control <i>Source: WHO, National reports, Non-governmental organisation reporting</i>	X	X	X
	Number of countries which provided or received technical, scientific, legal and other expertise to establish and strengthen national tobacco control strategies, plans and programs <i>Source: WHO, National reports, Non-governmental organisation reporting</i>	X	X	X
Outcome: 6.2	Support to victims of illicit cigarettes is increased			
Output 6.2.1:	<i>Policies and legislation are in place to protect community health from the effects of illicit cigarette trafficking</i>			
	Estimated deaths attributable to cigarette use in the population; disaggregated by those who smoked illicit cigarettes if possible. Data to focus on countries known to have a very high prevalence of illicit cigarettes. <i>Source: WHO, National reports, Non-governmental organisation reporting</i>		X	X
	Estimated public illnesses attributable to cigarette use in the population; disaggregated by those who smoked illicit cigarettes if possible. <i>Source: WHO, National reports, Non-governmental organisation reporting</i>		X	X
Output 6.2.2:	<i>Services and facilities are offered to protect community health from the effects of illicit cigarette trafficking</i>			
	Percent of communities where the smoking of illicit cigarettes is widespread, by State, with access to affordable health services treating tobacco-related illnesses <i>Source: WHO, national records</i>	X	X	
	Number of programs testing and measuring the contents of tobacco products, testing and measuring the emissions of tobacco products, regulating the contents of tobacco products, and regulating the emissions of tobacco products implemented <i>Source: WHO, National reports</i>	X	X	

Output 6.2.3:	<i>Cooperation is increased to protect community health from the effects of illicit cigarette trafficking</i>			
	Number of cooperative public-private sector partnerships to increase awareness of the risks of smoking, and the identification and use of illicit tobacco products. <i>Source: WHO, national and industry reports</i>	X	X	X
	Number of campaigns and lobby programmes by private sector and/or civil society lobbying for the full ratification and implementation of the Tobacco Control Convention <i>Source: WHO, NGO and industry reports</i>			X
Outcome 6.3:	Capacity for the prosecution of perpetrators of illicit cigarette trafficking offenses is increased			
Output 6.3.1:	<i>Legislative frameworks and policies are in place to prosecute offenses related to illicit cigarette trafficking</i>			
	Number of States with legislation enacted or strengthened containing measures regarding criminal liability and appropriate penalties and remedies, for any violations of that tobacco control legislation, including counterfeit and contraband cigarettes <i>Source: WHO, National legislation and reporting</i>		X	
Output 6.3.2:	<i>Capacity for the prosecution of offenses related to illicit cigarette trafficking is increased</i>			
	Number of States with a focal point for tobacco control, a tobacco control unit, and/or a national coordinating mechanism for tobacco control, established or reinforced and financed <i>Source: WHO, National reports</i>		X	
	Percent increase in funding for necessary material, equipment and supplies, as well as logistic support, for tobacco control strategies, plans and programs <i>Source: WHO, National reports, Non-governmental organisation reporting</i>	X	X	
	Quantity, by unit, of confiscated manufacturing equipment, counterfeit and contraband cigarettes and other tobacco products <i>Source: WHO, National reports</i>		X	
	Increase in seizures of illicit cigarettes (number of seizures, quantity seized) <i>Source: WHO, National reports</i>	X	X	
	Reduction in the percentage of illicit cigarettes on the national tobacco market <i>Source: WHO, National reports</i>	X	X	
	Number of offenders successfully prosecuted and sentenced for cigarette trafficking. <i>Source: National criminal justice records</i>		X	
	Number of prosecutions and convictions for producing and/or knowingly selling illicit tobacco products <i>Source: National justice systems, police records</i>		X	
	Number of countries and international partners monitoring and collecting data on cross-border trade in tobacco products, including illicit trade <i>Source: WHO, National reports</i>	X	X	



Output 6.3.2:	<i>Cooperation is increased to detect and prosecute criminal networks engaged in illicit cigarette trafficking</i>			
	Number of instances of international cooperation or mutual legal assistance in cases relating to illicit tobacco <i>Source: National justice systems, police records</i>		X	
	Number of INTERPOL red notices issued in cases relating to illicit tobacco. <i>Source: National justice systems, police records</i>		X	
	Number and amount of fines paid by corporations prosecuted for distributing illicit tobacco products. <i>Source: National justice systems, police records, industry reporting</i>		X	X
	Number of countries and international partners monitoring and collecting data on cross-border trade in tobacco products, including illicit trade <i>Source: WHO, National reports</i>	X	X	

4. Food security

Organized criminal groups contribute directly to food insecurity by contaminating, counterfeiting, and adulterating food products. The counterfeiting or adulterating agricultural inputs, such as seeds, fertiliser, and pesticides can be devastating to farmers, who, in some cases, grow 90% fewer crops than advertised, if their seeds germinate at all.^{xv} Furthermore, counterfeit fertiliser may contain harmful additives that can be absorbed into crops, jeopardizing public health. Organized criminals are also highly active in the production and distribution of counterfeit veterinary medicines, resulting in the loss of livestock. The impacts of food and agriculture-related crime are felt most strongly in developing countries and low-income communities, which either lack strong food-safety control systems or populations that cannot afford to buy safer, but more expensive, products. As such, the crimes propagate food insecurity, and can lead to death for consumers.

As with other crimes, prevention includes arming consumers with the knowledge to recognize counterfeit, falsified and substandard products. By increasing public capacity to avoid purchasing and consuming the goods, the demand for the illicit goods decreases contributing to an overall reduction in the scale of the crime. As such, an important component to prevention is improving consumer knowledge on food security crimes, including how to recognise contaminated, counterfeit, and adulterated food and agricultural products.

TABLE 7: RESULTS MATRIX - FOOD CRIME				
GOAL 7:	Reduce the impact of contaminating, counterfeiting, and adulterating food and agricultural products on health and well-being goals	Relevant Actors		
		International and Regional	National	Non-Governmental
Outcome 7.1:	Capacity to prevent the contamination, counterfeiting, and adulterating food and agricultural products is increased			
Output 7.1.1:	Policy and legislative measures are in place to prevent the contamination, counterfeiting, and adulteration of food and agricultural products			
	Establishment of international standards to measure food fraud. <i>Source: UN and/or regional bodies, police forces</i>	X		
	Number of States with a national policy on food safety and consumer protection, including a measure of the length of time frame and geographic coverage of such policies <i>Source: National legislation and reporting</i>		X	
	Increase in budgets allocated to national and regional food and drug administrations. <i>Source: National budgets</i>		X	
	Increases in the proportion of food producing and distributing establishments inspected for food quality standards and the frequency of inspections <i>Source: National reporting</i>		X	
	Number of verification and control mechanisms in place at the point of sale of good and agricultural products. <i>Source: NGO and national reporting</i>		X	X
	Percent increase in funding levels for research institutes focusing on food fraud and related offenses, as well as the detection thereof <i>Source: Institute budgets</i>		X	X



Output 7.1.2:	Capacity to prevent usage of pharmaceutical products from non-official sources is increased			
	Increased numbers of information campaigns about, and farmers trained on, contaminated, counterfeited, or adulterated food and agricultural products <i>Source: National agricultural records</i>		X	X
	Increased coverage of food safety and consumer protection advocacy, education and research aimed at educating producers and consumers on recognising food and agricultural products that may be contaminated, counterfeited or adulterated <i>Source: Public surveys, National records, Non-governmental organisation reporting</i>		X	X
	Percentage increase of consumers awareness of the dangers of food contamination, counterfeiting, and adulteration <i>Source: Public surveys, focus group discussions</i>		X	X
Output 7.1.3:	Improved cooperation to prevent the contamination, counterfeiting, and adulteration of food and agricultural products			
	Increase in net official development assistance for food security received or provided as a proportion of public expenditure on food security or gross national income <i>Source: International and regional reporting, national reporting</i>	X	X	
	Number of food certification schemes in place with cooperation from public-private entities. <i>Source: International and regional reporting, national reporting</i>	X	X	X
Outcome 7.2:	Protection measures are in place for victims of food and agricultural crimes			
Output 7.2.1:	Legislation and policies are in place for the protection of consumer markets from the contamination, counterfeiting and adulteration of food and agricultural products			
	Performance on the food production index and livestock production index, specifically improvements relating to removing contaminated, counterfeited and adulterated agricultural products from the market where possible <i>Source: World Bank, survey data, economic agencies, national records</i>	X		
	Percent reduction in the gap between actual and potential yields, disaggregated by gap due to contaminated or adulterated agricultural products where possible <i>Source: Survey data, economic agencies, national records</i>		X	
	Quantity of counterfeit seeds, fertiliser, and other farming products removed from circulation <i>Source: Survey data, economic agencies, consumer groups</i>		X	X
Output 7.2.2:	Services and facilities available for the victims of contaminated, counterfeit and adulterated of food and agricultural products			
	Percent reduction in number of recorded deaths and incidences of food poisoning relating to adulterated food <i>Source: National health records</i>		X	
	Number of registered and/or active civil society organisations working on food safety and consumer protection <i>Source: National records, Non-governmental organisation reporting</i>		X	X
	Number of compensation schemes in place for both individual and corporate victims of food and agricultural crimes. <i>Source: national and international reporting</i>	X	X	

Output 7.2.3:	<i>Cooperation for the protection of victims of contaminated, counterfeit and adulterated of food and agricultural products</i>			
	Number of trade agreements and policies in place regarding the production, distribution and consumption of “verified” food and agricultural products. <i>Source: WTO, World Bank, national industry reports</i>	X	X	
Outcome 7.3:	Capacity to investigate, prosecute and sentence offenses and offenders of food and agriculture crimes is increased			
Output 7.3.1:	<i>Policies and legislation are in place for the prosecution of crimes and offenders relating to the contamination, counterfeiting and adulteration of food and agricultural products</i>			
	International consensus established and publicised on definition of food fraud and counterfeiting. <i>Source: UNand/or regional bodies, police forces</i>	X		
Output 7.3.2:	<i>Capacity for the identification and prosecution of crimes and offenders relating to the contamination, counterfeiting and adulteration of food and agricultural products is increased</i>			
	Number increase in food security-related investigations undertaken, by region and State <i>Source: National and international reports.</i>	X	X	
	Percentage increase in expenditure on, and staffing of, trained food crime units within national regulatory and/or investigative bodies <i>Source: Budgets of relevant organisations</i>		X	
	Number of prosecutions and convictions for producing and/or knowingly selling contaminated, counterfeit or adulterated food and agricultural products. <i>Source: National justice systems, police records</i>		X	
Output 7.3.3:	<i>Cooperation in the prosecution of crimes and offenders relating to the contamination, counterfeiting and adulteration of food and agricultural products is increased</i>			
	Number of instances of international cooperation or mutual legal assistance in cases relating to food and agricultural crimes <i>Source: National justice systems, police records</i>		X	
	Number of INTERPOL red notices issued in cases relating to food and agricultural crimes <i>Source: National justice systems, police records</i>		X	
	Number and amount of fines paid by corporations prosecuted for distributing illicit food or agricultural products <i>Source: National justice systems, police records, industry reporting</i>		X	X



C. Environment

Environmental crime is one of the most damaging and economically significant fields of global criminal activity. Despite considerable international attention and action, environmental crimes are an increasingly rewarding activity for those who carry them out, and in the last decade environmental crime has escalated significantly in terms of variety, volume, and value. Fauna and flora crimes directly contravene development efforts to protect, restore and promote the sustainable use of terrestrial ecosystems, sustainably manage forests, combat desertification, and halt and reverse land degradation and halt biodiversity loss. In addition, illicit, unreported, and unregulated fishing (IUU fishing) and toxic dumping threaten efforts to conserve and sustainably use the oceans, seas and marine resources for sustainable development. Consequently, the involvement of criminal syndicates has become one of the greatest threats to the environment today.

1. Fauna and Flora

Fauna and flora crimes directly threaten achieving development goals to protect, restore and promote sustainable use of terrestrial ecosystems, sustainably manage forests, combat desertification, and halt and reverse land degradation and halt biodiversity loss.

Increasing demand in Asian markets for illicit wildlife products and new poaching techniques have led to a significant upsurge in poaching and brought a historically unseen degree of professionalism and viciousness to wildlife crime. As a result, some species are endangered or nearing extinction and others, such as the Western Black Rhinoceros, have already disappeared.^{xvi}

In tandem, the illicit timber trade involves not only illegal harvesting of forests, but also illegal transportation and transshipment, usage of forced documents, bribery and corruption of officials, and a host of other financial and social crimes. Illegal logging threatens terrestrial ecosystems, thwarts efforts to manage forests, causes ecological problems like flooding and desertification, and contributes to climate change.

Recognising that the greatest harms resulting from fauna and flora crimes occur at the time the crime is committed, outputs measuring the impact of fauna and flora crimes focus on preventing the crime in the first instance.

TABLE 8: RESULTS MATRIX - FAUNA AND FLORA CRIME

GOAL 8:	Reduce the impact of fauna and flora crimes on environmental goals	Relevant Actors		
		International and Regional	National	Non-Governmental
Outcome 8.1:	Capacity to prevent fauna and flora crimes is increased			
Output 8.1.1:	Policies and legislative frameworks are in place to prevent fauna and flora crimes			
	Creation and ratification of UNTOC Protocol on Environmental/Wildlife Crime. <i>Source: UNODC</i>	X		
	Number of States who ratified and fully implemented the UN Convention on Trade in Endangered Species (CITES) <i>Source: UNEP reporting</i>	X	X	
	Number of States who have established or continue to support environmental protection agencies with appropriate powers enshrined in legislation <i>Source: National legislation, national budget, national reporting</i>		X	

	Percent increase in budget expenditure on combatting fauna and flora crimes, particularly in relation to budget expenditure on development/alternative livelihood initiatives. Source: National budgets and reporting documents		X	X
Output 8.1.2:	Programmes are in place to reduce demand for illicit fauna and flora products			
	Percent increase in budget expenditure on public-awareness campaigns. Source: National budget, communications ministries, national media, watchdog organisations		X	X
	Number and coverage area of education campaigns Source: International reports (UNEP/INTERPOL/UNODC/NGOs)		X	
	Reduction in the volume of illicit environmental products demanded by the public, measured by unit Source: Public surveys, International reports, UNEP/INTERPOL/UNODC/NGOs	X	X	X
	Percent reduction in street price of illicit fauna and flora products resulting from decreased demand Source: Watchdog organisations, consumer surveys, CITES and other international bodies	X	X	X
	Percent increase in proportion of population viewing poachers and individuals selling illicit fauna and flora products in a negative manner. Source: Longitudinal interviews, public surveys	X	X	X
Output 8.1.3:	Cooperation to prevent fauna and flora crimes is improved			
	Number and the strength of international partnerships, evidenced by bilateral and multilateral agreement with other governments and with international organisations such as UNEP and INTERPOL Source: UNEP, INTERPOL, international and regional organisation reporting, national reporting	X	X	
	Percent increase in amount of international funding available to support countries in combatting flora and fauna crime Source: UNEP, UNODC, international and regional organisation budgets and reporting	X		
Outcome 8.2:	Capacity to provide protection to victims of organized crime in the environmental sector is increased			
Output 8.2.1:	Policies and legal frameworks are in place to provide protection to communities and species that are victims of flora and fauna crimes			
	Number of States with strategies for risk mitigation and alternative livelihoods for communities and species where flora and fauna crimes are prevalent. Source: UNEP, UNODC, regional and national reporting, non-governmental organizations	X	X	X
	Percent increase in funding for animal rehabilitation programmes, aimed at species targeted by poachers Source: UNEP, UNODC, regional and national reporting, non-governmental organizations	X	X	X
	Percent increase in funding for forest rehabilitation programmes Source: UNEP, UNODC, regional and national reporting, non-governmental organizations	X	X	X



Output 8.2.2:	<i>Protection is provided to communities and species that are victims of flora and fauna crimes</i>			
	Number of animals whose populations have suffered from poaching progressively moved into less-critical categories on IUCN's Red List <i>Source: IUCN Red List</i>	X		
	Reduction in number of animals poached each year <i>Source: IUCN Red List</i>		X	X
	Reduction in percentage of forest destroyed by illicit logging practices each year <i>Source: FAO Forest Resources Assessments, NGO and governmental reports</i>	X	X	X
	Amount of land area rehabilitated after illicitly logged. <i>Source: UNEP, UNODC, regional and national reporting, non-governmental organizations</i>	X	X	X
	Percent decrease in number of environmental activists killed and injured annually <i>Source: National reports; media; international reports.</i>		X	X
	Percent increase in timber market prices, due to prices no longer being artificially depressed by large quantities of illegally-produced timber <i>Source: OECD, WWF, industry trade groups</i>		X	X
	Percent increase in the price of illicit fauna products due to decreased availability as a result of reductions in poaching <i>Source: Watchdog organisations, consumer surveys, CITES and other international bodies</i>	X	X	X
Outcome 8.3:	Capacity to successfully investigate, prosecute and sentence offenders and criminal networks involved in flora and fauna crimes is increased			
Output 8.3.1:	<i>Policies and legislation are in place to investigate, prosecute and sentence offenders and criminal networks involved in flora and fauna crimes</i>			
	Number of States with appropriate legislation enacted or revised where necessary, criminalising all forms fauna and flora crime <i>Source: National legislation</i>		X	
	Number of States with strict criminal penalties in place for those found guilty of fauna and flora crimes <i>Source: National legislation</i>		X	
	Number of criminal controllers of networks trading in fauna and flora crimes prosecuted, by State <i>Source: National reports; international reports (UNEP/INTERPOL/UNODC/NGOs)</i>		X	
Output 8.3.2:	<i>Increased national capacity for the prosecution of fauna and flora crime offenders</i>			
	Number of perpetrators of fauna and flora crimes arrested, adjudicated, convicted and serving sentences (by type of sentence) <i>Source: National criminal justice records</i>		X	
	Proportion of law enforcement officials trained in recognising and responding appropriately to fauna and flora crimes <i>Source: National reports; international reports (UNEP/INTERPOL/UNODC/NGOs)</i>		X	
	Number of initial and in-service trainings for relevant personnel on combatting fauna and flora crimes <i>Source: National reports; international reports (UNEP/INTERPOL/UNODC/NGOs)</i>		X	
	Number of illicit fauna and flora products seized and destroyed <i>Source: EU-TWIX and other such databases, national and international police forces</i>		X	

	Assets seized of known criminal syndicates, measured by fiscal value <i>Source: INTERPOL, National law enforcement reports; international reports</i>		X	
	Number of checks and controls undertaken annually by environmental protection agencies <i>Source: National legislation and regulatory schemes and annual reporting</i>		X	
Output 8.3.3:	<i>Cooperation for the prosecution of fauna and flora crime offenders is increased</i>			
	Number of INTERPOL Red Notices issued for environmental criminals <i>Source: INTERPOL, National law enforcement reports; international reports.</i>	X		
	Number of CITES reports filed <i>Source: CITES Secretariat</i>	X	X	
	Number of joint investigations and instances of mutual legal assistance <i>Source: INTERPOL, National law enforcement reports; international reports.</i>	X	X	
	Number and calibre of cooperative relationships between NGO investigation initiatives <i>Source: INTERPOL, NGOs, national environmental agency reports</i>	X	X	X
	Number of investigations specifically into illicit logging practices <i>Source: INTERPOL, NGOs, national environmental agency reports</i>		X	



2. Illegal, Unreported and Unregulated Fishing

In 2005, the United Nations' Food and Agricultural Organisation (FAO)'s 2005 *Review of the World Marine Fishery Resources* concluded that "75% of the world's fish stocks are fully exploited, overexploited, or depleted,"^{xvii} which they attributed largely to the practice of illegal, unreported and unregulated (IUU) fishing. IUU fishing depletes fish stocks and destroys natural habitats, leading to species becoming seriously threatened and adversely affecting ecosystems. This destruction of marine ecosystems directly contravenes the development goal to conserve and sustainably use the oceans, seas and marine resources for sustainable development.

In measuring the impact of IUU fishing, as with fauna and flora crime, the greatest negative impact of IUU fishing occurs at the time the crime is committed. When illicit catches are seized, if seized at all, the harm to the environment and development efforts has already been done. Thus, preventative action is a focus of the outputs. In addition, the private sector plays a key role in IUU fishing, both as a perpetrator of the crime and as a powerful partner in combatting the crime. Accordingly, similar to the crimes of illicit cigarette trafficking and the trafficking of falsified and substandard pharmaceutical products, increasing the incentive of the private sector to not engage in or support those who do engage in IUU fishing is a key element to preventing the crime.

TABLE 9: RESULTS MATRIX - ILLEGAL, UNREPORTED AND UNREGULATED FISHING

GOAL 9:	Reduce the impact of IUU fishing on environmental goals	Relevant Actors		
		International and Regional	National	Non-Governmental
Outcome 9.1:	Capacity to prevent IUU fishing is increased			
Output 9.1.1:	Policies and legislation are in place to prevent IUU fishing			
	Number of States who have ratified, accepted or acceded to the 1982 UN Convention, the 1995 UN Fish Stocks Agreement and the 1993 FAO Compliance Agreement. <i>Source: FAO</i>	X	X	
	Number of States with national legislation that addresses in an effective manner all aspects of IUU fishing. (National legislation should address, inter alia, evidentiary standards and admissibility including, as appropriate, the use of electronic evidence and new technologies.) <i>Source: FAO, National legislation and reporting</i>	X	X	
	Number of States and regional organisations who have developed and implemented national plans of action to further achieve the objectives of the IPOA and give full effect to its provisions as an integral part of their fisheries management programmes and budgets. <i>Source: FAO, national legislation, budgeting and reporting</i>	X	X	
	Number of States who have adopted appropriate trade-related measures, consistent with the WTO, that prevent IUU fishing. This includes stock or species-specific trade-related measures to reduce or eliminate the economic incentive for vessels to engage in IUU fishing <i>Source: WTO, national legislation and reporting</i>	X	X	
	Number of countries with comprehensive multi-sectoral national fishing control strategies, plans and programs developed and implemented in accordance with the Voluntary Guidelines for Flag State Performance <i>Source: FAO, national reporting</i>	X	X	

Output 9.1.2: Programmes are in place to prevent IUU fishing				
	Number of States with comprehensive and effective monitoring, control and surveillance (MCS) of fishing from its commencement, through the point of landing, to final destination <i>Source: FAO, national reporting</i>		X	
	Percentage of national budget dedicated to funding and undertaking MCS operations in a manner that will maximise their ability to prevent, deter and eliminate IUU fishing <i>Source: FAO, national reporting</i>		X	
	Number of countries with “know-your-customer” regulations, giving commercial fish purchasers legal incentive to avoid IUU catches <i>Source: National and international regulations, media reports, industry trade representatives</i>	X	X	
	Percent reduction in the number of corporate registrations in questionable flag states <i>Source: International shipping registers, International Maritime Bureau</i>	X		
Output 9.1.3: Cooperation is increased to prevent IUU fishing.				
	Number of non-governmental stakeholders committed to implementing the IPOA-IUU, including industry, fishing communities, and non-governmental organisations. <i>Source: FAO, National legislation and reporting</i>			X
	Number of training and educational events conducted with the private sector to promote industry knowledge and understanding of the need for, and their cooperative participation in, MCS activities to prevent, deter and eliminate IUU fishing <i>Source: National and international regulations, media reports, industry trade representatives</i>		X	X
	Number of initiatives undertaken to increase the awareness of importers, transhippers, buyers, consumers, equipment suppliers, bankers, insurers, other services suppliers and the public of the detrimental effects of doing business with vessels identified as engaged in IUU fishing <i>Source: National and international regulations, media reports, industry trade representatives</i>		X	X
	Number of States who have cooperated in transferring expertise and technology; making policies and measures compatible; developing cooperative mechanisms that allow, inter alia, rapid responses to IUU fishing; and cooperate in monitoring, control and surveillance, including through international agreements. <i>Source: FAO, National reports, Non-governmental organisation reporting</i>	X	X	X
	Percentage increase in international aid, either monetary or material, dedicated to assisting coastal countries in developing and training coast guard forces on preventing IUU fishing <i>Source: Donor budgets, media reports, receiving countries’ ministries</i>	X	X	
	Number of flag States (countries which register fishing vessels and authorise them to fly their flags countries) which adopt the Voluntary Guidelines for Flag State Performance <i>Source: FAO</i>	X	X	
	Number of States using the Harmonised Commodity Description and Coding System for fish and fisheries products <i>Source: FAO, national environment ministries, fishing trade groups, media reports</i>	X	X	



Outcome 9.2: Capacity to protect populations victim to the negative externalities of IUU fishing is increased			
Output 9.2.1:	<i>Policies and legislation is in place to support populations victim to the negative externalities of IUU fishing.</i>		
	Percent increase in national funding for necessary material, equipment and supplies, as well as logistic support, for governmental units charged with enforcing fishing regulations <i>Source: FAO, National reports, Non-governmental organisation reporting</i>	X	X
	Number of years between reviews of national plans of action and reporting to FAO <i>Source: FAO, National and regional reporting</i>	X	
	Improve the short-, medium-, and long-term outlooks for the world's most vulnerable fish stocks <i>Source: UNEP data, other international and national organisations</i>	X	
Output 9.2.2:	<i>Protection programmes are in place to support populations victim to the negative externalities of IUU fishing.</i>		
	Increase price stability of fish in local markets by reducing spikes and drops in demand caused by IUU fishing <i>Source: National economic data, consumer surveys</i>	X	X
	Number of alternative sustainable livelihoods alternatives offered in littoral nations <i>Source: National and NGO reporting.</i>		X
Output 9.2.3:	<i>Cooperation is enhanced to support populations victim to the negative externalities of IUU fishing.</i>		
	Number of States and regional or international organisations who nominate and publicise initial formal contact points <i>Source: FAO, National and regional reporting</i>	X	X
	Number of national reports per year on information relevant to the prevention, deterrence and elimination of IUU fishing, including estimates of the extent, magnitude and character of IUU activities in the area of competence of the regional fisheries management organisation <i>Source: FAO, National and regional reporting</i>	X	X
	Number of countries and international partners monitoring and collecting data on fishing <i>Source: FAO, National reports</i>	X	X

Outcome 9.3:	Capacity is increased to successfully investigate, prosecute and sentence of IUU offences and offenders			
Output 9.3.1:	<i>Policies and legislation are in place to investigate, prosecute and sentence of IUU offences and offenders</i>			
	Number of States with sanctions that are of sufficient severity to effectively prevent, deter and eliminate IUU fishing and to deprive offenders of the benefits accruing from such fishing. This may include the adoption of a civil sanction regime based on an administrative penalty scheme. <i>Source: FAO, National legislation and reporting</i>	X	X	
	Cases brought under UNCLOS for illegal fishing <i>Source: UN-Legal Affairs (UNCLOS Secretariat)</i>	X		
	Number of prosecutions for IUU fishing successfully concluded <i>Source: National case reports, international and national reports</i>		X	
	Number of States with legislation that makes it a violation to conduct business or to trade in fish or fish products derived from IUU fishing. <i>Source: FAO, National legislation and reporting</i>	X	X	
Output 9.3.2:	<i>Capacity is increased to investigate, prosecute and sentence IUU offences and offenders</i>			
	Number of trainings annually conducted with persons involved in IUU fishing MCS operations <i>Source: National reporting</i>		X	
	Number of investigations concluded into IUU fishing and port operations <i>Source: National and international reports</i>	X	X	
	Number and frequency of major ports visited and inspected by inspection teams charged with inspecting fishing fleets <i>Source: National reporting, media reports</i>		X	
	Percent increase in the number of deep-sea drift fishing and trawler nets discovered in investigations <i>Source: Coastguard reports; international investigations, port reports; conservation reports; NGO investigations</i>	X	X	X
Output 9.3.3:	<i>Cooperation is improved to investigate, prosecute and sentence of IUU offences and offenders</i>			
	Percent reduction in subsidies offered to companies with pending or concluded convictions for illegal fishing <i>Source: National case records, International watchdogs and lobby bodies, International and national reports</i>		X	
	Number of agreements or arrangements between States for the enforcement of applicable laws, conservation and management measures or provisions adopted at a national, regional or global level, and to develop compatible measures for port State control of fishing vessels <i>Source: FAO, National and regional reporting</i>	X	X	X
	Percentage increase of market share of fish subject to managed-catch regimes <i>Source: Consumer groups, market research surveys, environment and food ministries</i>		X	X



3. Illicit dumping of toxic waste

Organized crime plays a significant role in exacerbating environmental degradation and pollution of the environment, in doing so placing significant barriers to achieving safe and sustainable livelihoods, and to the related goal of achieving universal access to safe drinking water. Organized criminal groups are responsible for the disposal of millions of tons of hazardous waste and other pollutants every year, both on land and in the sea, in developing nations and developed. The substances seep into groundwater and rivers, poisoning the waters, damaging the environment. Moreover, soil contamination can lead to food poisoning when people consume fruits and vegetables grown in farms irrigated by affected water supplies.

In preventing illicit toxic waste dumping and mitigating its impacts on the environment, efforts must be focused on legislation and law enforcement, but must also include means to decrease the demand for illicit services by decreasing the scale of hazardous waste generated in the first instance and providing safe, legal alternatives to the dumping of toxic waste.

When developing programmes to reduce the harm to the environment, while preventing the crime and prosecuting offenders, initiatives such as rapid, clean-up response teams are also critical to reducing the negative impact illicit toxic dumping has on development.

TABLE 10: RESULTS MATRIX - ILLICIT TOXIC WASTE DUMPING

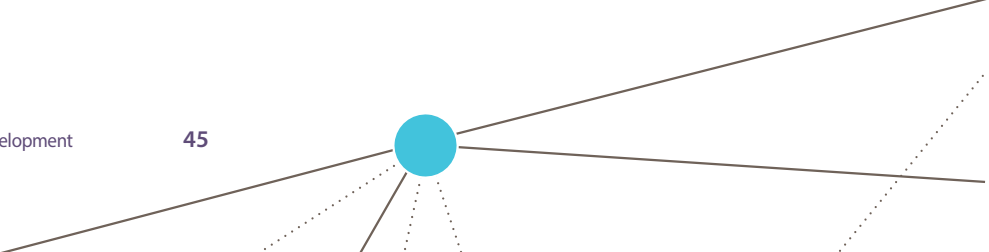
GOAL 10:	Reduce the impact of illicit toxic waste dumping on environmental indicators	Relevant Actors		
		International and Regional	National	Non-Governmental
Outcome 10.1:	Capacity to prevent the damage to the environment from the illicit dumping of toxic waste is increased			
Output 10.1.1:	<i>Legislative frameworks and policies are in place to prevent the illicit dumping of toxic waste</i>			
	Number of States with an improved ranking on the Basel Action Network International Toxic Progress Report Card (ratification of the Basel Convention — together with the Basel Ban Amendment; the London Convention Protocol; the Rotterdam Convention (1998); and the Stockholm Convention) <i>Source: Basel Action Network, Secretariat of the Basel Convention</i>	X	X	
	Number of States who have designated a Competent Authority to the Basel Convention (a governmental authority designated to be responsible for receiving the notification of a trans-boundary movement of hazardous wastes or other wastes, and any information related to it, and for responding to such a notification) <i>Source: Secretariat of the Basel Convention, national reporting</i>	X	X	
	Number of States with national legislation that addresses in an effective manner the disposal of toxic waste <i>Source: The Basel Convention Secretariat, National legislation and reporting</i>	X	X	
	Proportion of States which possess the capacity to detect, intercept, and investigate illegal dumping of toxic chemicals <i>Source: National budgets, media reports</i>		X	

Output 10.1.2:	Programmes are in place to prevent the illicit dumping of toxic waste			
	Percent increase in budget devoted to public awareness campaigns on the existence and danger from illicit toxic waste dumping <i>Source: Environmental ministries, advocacy groups, media reports, advertising agencies</i>		X	X
	Percentage increase in the number of measures or initiatives taken to incentivise the reduction and/or elimination of the amount of hazardous wastes generated. <i>Source: Secretariat of the Basel Convention, national reporting</i>		X	
	Reduction in cost difference between legal, safe disposal methods and more dangerous illicit toxic dumping alternatives <i>Source: Industry surveys, budgets of groups subsidising legal methods</i>		X	X
	Number of new disposal facilities authorised, permitted or registered to operate. <i>Source: Secretariat of the Basel Convention, national reporting, non-governmental organisation reporting</i>		X	
Output 10.1.3:	Cooperation efforts are improved to prevent the illicit dumping of toxic waste.			
	Number of countries who use and/or accept the Notification of Movement document forms of the Basel Convention in the control of trans-boundary movement of wastes. <i>Source: Secretariat of the Basel Convention, national reporting</i>	X	X	
	Percentage increase in international aid, either monetary or material, dedicated to assisting countries in combatting illicit toxic dumping <i>Source: Donor budgets, media reports, national reporting</i>	X	X	
	Number of bilateral, multilateral, and/or regional partnerships established to patrol on land and sea as a deterrent to illegal dumping <i>Source: Secretariat of the Basel Convention, national and regional reporting</i>	X	X	
	Number of States who have cooperated in transferring expertise and technology; making policies and measures compatible; developing cooperative mechanisms that allow, inter alia, rapid responses to illicit toxic dumping; and cooperate in monitoring, control and surveillance, including through international agreements. <i>Source: National reports, Non-governmental organisation reporting</i>	X	X	X
Outcome 10.2:	Capacity to protect the environment and victims of the illicit dumping of toxic waste is increased			
Output 10.2.1:	Legislative frameworks and policies are in place to protect the environment and populations from the illicit dumping of toxic waste			
	Number and frequency of national reports containing statistics, studies, monitoring reports, etc. on the scale and impact of illicit toxic waste dumping. <i>Source: Secretariat of the Basel Convention, national reporting</i>	X	X	



Output 10.2.2:	Programmes are in place to protect the environment and victims of illicit dumping of toxic waste			
	Number of States who have created and maintain of secure, anonymous hotlines for reporting potential instances of illicit disposal of hazardous chemicals <i>Source: Local, national, and/or private agencies</i>		X	X
	Percentage increase of treated wastewater <i>Source: Local/national water utilities</i>		X	
	Percent reduction in number and severity of cases of hospital/emergency treatment for poisoning by industrial chemicals or other illnesses directly caused by exposure to waste products <i>Source: Hospital records, insurance agencies, media reports</i>			X
	Decrease in number of days a toxic waste clean-up rapid response team is within a specified percentage of the world's population <i>Source: International organisations, national environmental agencies, regional organisations, media reports</i>	X	X	X
Output 10.2.3:	Cooperation is improved to protect the environment and populations from the illicit dumping of toxic waste			
	Percent increase in the amount of international, regional, national, and local investment in technology and facilities for the proper disposal of hazardous materials <i>Source: Budgets of relevant agencies, media reports</i>	X	X	X
	Number and frequency of reports on the environmental effects of illicit toxic waste dumping on animals, vegetation, surface and ground water, air and soil quality, etc. <i>Source: Secretariat of the Basel Convention, national reporting, non-governmental organisations</i>	X	X	X
Outcome 10.3:	Capacity to prosecute perpetrators of illicit dumping of toxic waste.			
Output 10.3.1:	Policy and legal frameworks are in place to prosecute the perpetrator of illicit dumping of toxic waste			
	Number of States with sanctions that are of sufficient severity to effectively prevent, deter and eliminate illicit dumping of toxic waste and to deprive offenders of the benefits accruing from such dumping <i>Source: National legislation and reporting</i>	X	X	
Output 10.3.2:	Capacity of institutions to identify and prosecute instances of illicit toxic waste dumping is increased			
	Percent increase in national funding for necessary material, equipment and supplies, as well as logistic support, for governmental units charged with enforcing toxic dumping regulations <i>Source: National budgets and reports, Non-governmental organisation reporting</i>		X	
	Number of trainings annually conducted with persons involved in combatting illicit toxic dumping <i>Source: National reporting</i>		X	
	Number and size of fines or other penalties levied for illegal disposal of toxic chemicals <i>Source: Media reports, national justice systems, watchdog agencies</i>		X	
	Number and size of toxic waste seizures that would have been disposed of illegally <i>Source: National police records; environmental protection data; INTERPOL data; NGO investigations</i>	X	X	X

Output 10.3.3:	Cooperation is increased to identify and prosecute instances of illicit toxic waste dumping			
Number of joint investigations and instances of mutual legal assistance <i>Source: INTERPOL, National law enforcement reports; international reports.</i>	X	X		
Number of agreements or arrangements between States for the enforcement of applicable laws, conservation and management measures or provisions adopted at a national, regional or global level <i>Source: National and regional reporting</i>	X	X	X	



D. Economy

Organized crime has a multitude of negative impacts on the economy, threatening economic development objectives. Organized criminal activity in the economic sector crowds out legitimate sources of livelihood, reduces incentives for investment and entrepreneurship, reduces economic growth and exacerbates inequality. In addition, funding from illicit activities has also been proven to fund violent extremism and terrorism in a number of theatres, which, by its very definition, is designed to provoke insecurity and vulnerability in the general population.

Furthermore, criminal groups generate poverty: corruption determines the misuse of governments' resources by diverting them from sectors of vital importance such as health, education and development. Additionally, in general, it is difficult to justify long-term commitments in environments of high crime, as investors face corruption and the risk of investments being diverted. It has been extensively proven that investors are not inclined to invest in countries that suffer from high levels of organized criminal activity, which are also often those in the greatest need of developmental assistance. This indirectly impacts development efforts. Consequently, the presence of organized crime deprives states of economic growth and development opportunities, inequality is exacerbated and the poor become poorer and more vulnerable.^{xviii}

1. Money laundering and terrorist financing

While money laundering and terrorist financing have been described as conceptual opposites, the two are often linked in legislation and regulation. Money laundering is a process by which the illicit source of assets obtained or generated by criminal activity is concealed to obscure the link between the funds and the original criminal activity. In contrast, terrorist financing involves the raising and processing of assets to supply terrorists with resources to pursue their activities.^{xix}

Money laundering poses a multi-faceted threat to multiple development goals, hampering efforts to end poverty in all its forms everywhere and promote sustained, inclusive and sustainable economic growth. The crime has a corrosive effect on socio-economic structures and state institutions and distorts market transactions, creating unstable interest and exchange rates and exacerbating inflation in countries where criminals conduct their business dealings. Also, high levels of money-laundering related to corruption deter foreign investment and economic development assistance threatening overall economic development.

The financing of terrorist organizations, in addition to funding groups that terrorize civilian populations, poses a major obstacle to performing localized development work.

While differing in many ways and having disparate impacts on development, the two crimes exploit the same vulnerabilities in financial systems that allow for an inappropriate level of anonymity and non-transparency in the execution of financial transactions. As such, many international metrics currently in place group the two crimes together in measuring threat, scale and impact. Reflecting international practices, the two are grouped here as well.

TABLE 11: RESULTS MATRIX - MONEY LAUNDERING AND TERRORIST FINANCING				
GOAL 11	Reduce the impact of money laundering and terrorist financing on economic goals	Relevant Actors		
		International and Regional	National	Non-Governmental
Outcome 11:	Improved capacity to prevent money laundering and terrorist financing			
Output 11.1:	Legislation and policy frameworks are in place to prevent money laundering and terrorist financing			
	Number of States that have ratified the International Terrorism Finance Convention without reservation <i>Source: UN, United States Department of State INSCR</i>	X		
	Number of nations which improve their score on the Basel AML Index (money laundering/terrorist financing risk) <i>Source: Basel Institute on Governance</i>	X		
	Number of States with improved FATF rankings <i>Source: FATF, Egmont Group and Regional Money Laundering associations</i>	X	X	
	Number of countries who have improved performance in the US Department of State annual International Narcotics Strategy Report, which describes the efforts of countries to attack all aspects of money laundering and financial crimes. <i>Source: National legislation, US Department of State</i>	X	X	
Output 11.3:	Programmes are in place to prevent money laundering and terrorist financing			
	Number of States enforcing due-diligence and “know your customer” procedures for before providing banking services <i>Source: Banks, national bank regulators</i>		X	
	Number of States who have increased their score on the Financial Secrecy Index’s Anti-Money Laundering indicator score <i>Source: Tax Justice Network</i>	X	X	
	Number and coverage of reporting systems to flag large cash transactions implemented in all developing countries, particularly those believed to be money-laundering havens <i>Source: National banks and financial regulatory authorities</i>		X	X
	Number of States which have achieved at least 0.5 on Financial Secrecy Index Indicator #14 (adherence to 3 or more international financial transparency conventions) <i>Source: Tax Justice Network</i>	X	X	
Output 11.3:	Cooperation is enhanced to prevent money laundering and terrorist financing			
	Number of States which have created intergovernmental and regional partnerships to fight money laundering <i>Source: Media reports, official press releases</i>	X	X	
	Civilian oversight and reporting mechanisms in place to report on money laundering <i>Source: World Bank, NGOs, national and industry reporting</i>		X	X
	Number of public-private partnership to combat money laundering and promote business transparency <i>Source: World Bank, NGOs, national and industry reporting</i>		X	X



Outcome 11.2:	Protection is provided to economies and victims vulnerable to money laundering and terrorist financing			
Output 11.2.1:	<i>Policies and legislation are in place to protect victims of money laundering and terrorist financing</i>			
	Percent decrease in the ratios of illicit financial flows to GDP <i>Source: Global Financial Integrity</i>	X		
	Percent reduction in interest rate volatility in areas historically affected by money laundering <i>Source: Central banks, consumer surveys, market research data</i>		X	
	Number of States with national GDPs to which total tax receipts are equivalent <i>Source: National fiscal authorities, economic ministries</i>		X	
	Number of countries with improved ease-of-doing-business rankings attributed to reduced rates of money laundering <i>Source: World Bank ease of doing business rankings</i>		X	
Output 11.2.2:	<i>Programmes are in place to protect victims of money laundering and terrorist financing</i>			
	Integrity and transparency programmes in place in industries and sectors vulnerable to money laundering (e.g. real estate, construction) <i>Source: World Bank, NGOs, national and industry reporting</i>		X	X
	Number of States with programmes in place designed to provide whistleblowers protection <i>Source: World Bank, NGOs, national and industry reporting</i>		X	X
Output 11.2.3:	<i>Cooperation efforts to protect victims of money laundering and terrorist financing are increased</i>			
	Number of States and regional or international organisations who nominate and publicise initial formal contact points <i>Source: World Bank, National and regional reporting</i>	X	X	
	Number of national reports per year on information relevant to the prevention, deterrence and elimination of money laundering, including estimates of the extent, magnitude and character of activities <i>Source: World Bank, Global Financial Integrity, National and regional reporting</i>	X	X	
Outcome 11.3:	Increased proportion of money laundering and terrorist financing offenses and offenders successfully investigated, prosecuted and sentenced			
Output 11.3.1:	<i>Legislative and policy frameworks are in place for the prosecution of money laundering and terrorist financing</i>			
	Number of countries who have criminalized drug money laundering and money laundering beyond drugs <i>Source: National legislation, US Department of State</i>		X	
	Number of States that have criminalised financing of terrorism and require the reporting of suspected acts of terrorist financing <i>Source: United States Department of State INSCR</i>		X	
	Number of States who have established money-laundering and asset-seizure protocols <i>Source: Reports and rankings from FATF, Egmont Group, and regional associations</i>		X	

Output 11.3.2: Capacity is built for the prosecution of money laundering and terrorist financing				
	Number of States which have established a Financial Intelligence Unit, with sufficient resources to carry out assigned tasks <i>Source: Media reports, national budgets</i>		X	
	Amount of stolen assets recovered by States as a percentage of estimated illicit flows <i>Source: World Bank Stolen Assets Recovery database, Global Financial Integrity</i>	X	X	
	Amount of criminal assets frozen without delay – percentage of interdiction rates <i>Source: National criminal justice records, United States Department of State INSCR</i>			
	Number of money laundering and terrorist financing cases successfully prosecuted and resulting in conviction <i>Source: National justice records</i>		X	
	Number and size of seizures of cash above and beyond allowable limits seized at airports, borders, or other checkpoints in or near regions with active terrorist movements <i>Source: National police, customs authorities, media reports</i>		X	
	Number of shell companies and other corporate manoeuvres designed to obscure financial flows and profits successfully prosecuted and shut down <i>Source: International conventions and protocols, national justice records, media reports</i>	X	X	
	Number of beneficial owners of shell companies in tax havens successfully identified <i>Source: Business registries in tax havens</i>	X	X	
Output 11.3.3: Cooperation is enhanced for the prosecution of money laundering and terrorist financing				
	Number of States who have joined or supported intergovernmental, regional, and/or national systems to track and monitor customs declarations in order to detect fraud <i>Source: National customs authorities, INTERPOL or other regional police bodies</i>	X	X	
	Number of prosecutions for trade violation of embargos, especially when the proceeds are likely funding terrorism (e.g. Somali charcoal) <i>Source: National customs agencies, WTO, media reports</i>	X	X	
	Number of known tax haven jurisdictions pressured to assist in the prosecution of money-laundering and terrorism-financing cases <i>Source: Media reports, legal codes of tax havens</i>	X	X	X



2. Trade mispricing and illicit financial flows

The world is witnessing a remarkable explosion in trade. While this revolution has lifted an unprecedented number of people around the world out of poverty, the story has a dark underside. Trade mispricing is inflicting enormous tax revenue losses on states around the world. Transfer mispricing, also known as transfer pricing manipulation or fraudulent transfer pricing, refers to trade between related parties at prices meant to manipulate markets or to deceive tax authorities. Losses from trade mispricing are not only hypothetical figures that damage anonymous multinational corporations. Jobs are lost and governments are deprived of tax revenues of badly needed funds to resource development efforts.

Organized crime and related corruption are major drivers of trade mispricing, resulting in a negative spiral that negatively impacts economies and distorts financial markets. Moreover, those individuals and corporations which systematically engage in trade mispricing over an extended period of time would be considered to have perpetrated an organized crime, though it is rarely defined as such. Trade mispricing has a direct and negative impact of development, depriving governments of financial resources that might otherwise be invested in public goods such as health, agriculture, infrastructure and education.

In developing indicators it is recognised when countries enact measures to combat trade mispricing, such as border control or tighter customs regulations, they must be very careful not to violate existing World Trade Organization (WTO) obligations. Otherwise, other WTO members can challenge such measures on the basis that they are protectionistic.

Due to trade mispricing's indirect impact on the economy it is difficult to measure protectionism measures that do not fall under the category of prevention. As such, the crime presents an anomaly in the framework applied to the other organized criminal acts assessed within the five development impact areas, and only two of the three outcomes are applied – prevention and prosecution.

TABLE 12: RESULTS MATRIX - TRADE MISPRICING AND ILLICIT FINANCIAL FLOWS

GOAL 12	Reduce the impact of trade mispricing and illicit financial flows on economic goals	Relevant Actors		
		International and Regional	National	Non-Governmental
Outcome 12.1:	Capacity to prevent trade mispricing and illicit financial flows is improved			
Output 12.1.1:	Policies and legislation is in place to prevent trade mispricing and illicit financial flows			
	Number of States with national legislation that addresses in an effective manner trade mispricing and illicit financial flows <i>Source: National legislation, World Bank, WTO, or other such agencies</i>	X	X	
	Proportion of States which possess the capacity to detect, intercept, and investigate trade mispricing and illicit financial flows <i>Source: National reporting, World Bank, WTO, or other such agencies</i>		X	
	Number of States which license and monitor the agencies and service providers within their jurisdictions who specialize in the creation of shell companies <i>Source: National legal codes, international regulatory bodies, media reports</i>	X	X	

Output 12.1.2:	Programmes and initiatives in place to prevent trade mispricing and illicit financial flows			
	Number of States with integrity and transparency programmes in place in industries and sectors vulnerable to illicit financial flows <i>Source: World Bank, NGOs, national and industry reporting</i>		X	X
	Number of States with civilian oversight and reporting mechanisms in place to report on illicit financial flows and mispricing. <i>Source: World Bank, NGOs, national and industry reporting</i>		X	X
	Number of States with programmes in place to provide protection to whistleblowers <i>Source: World Bank, NGOs, national and industry reporting</i>		X	X
Output 12.1.3:	Cooperation is enhanced to prevent trade mispricing and illicit financial flows			
	Number of oversight actions applied to transactions made in tax havens that are subject to the jurisdiction of major powers (e.g. Delaware, US and British Virgin Islands, Bermuda) <i>Source: Watchdog organisations, media reports, fiscal regulatory authorities</i>		X	
	Number of States with systems in place enabling the automatic exchange of beneficial ownership information <i>Source: FATF compliance.</i>	X	X	
	Creation, maintenance of, and easy access to a global database of bilateral trade <i>Source: World Bank, WTO, or other such agencies</i>	X		
	Percentage of remittance flows that moves through formal channels and are recorded in national accounts according to the current IMF manual <i>Source: National trade data; IMF</i>	X	X	
	Percentage increase in foreign investment that does not transit through tax havens <i>Source: Watchdog organisations (e.g. ActionAid, Global Financial Integrity)</i>	X	X	X
Outcome 12.2:	Proportion of incidents and offenders of trade mispricing who are successfully investigated, prosecuted and sentenced is increased			
Output 12.2.1:	Policies and legislation in place to prosecute trade mispricing and illicit financial flows			
	Number of States with sanctions that are of sufficient severity to effectively prevent, deter and eliminate trade mispricing and to deprive offenders of the benefits accruing from the crime <i>Source: National legislation and reporting</i>	X	X	
Output 12.2.2:	Capacity to prosecute trade mispricing and illicit financial flows is increased			
	Percentage increase in staffing and funding of customs agencies <i>Source: National budgets</i>		X	
	Number of trade mispricing cases successfully prosecuted and resulting in conviction <i>Source: National justice records</i>		X	
	Number of training and capacity building initiatives available to ports, customs and staff of financial intelligence units for detection of illicit financial flows and trade mispricing. <i>Source: National police, customs authorities, media reports</i>		X	
	Amount of taxes recovered by states as a percentage of estimated value lost to trade mispricing <i>Source: World Bank Stolen Assets Recovery database, Global Financial Integrity</i>	X	X	



	Number and size of seizures of assets seized at airports, borders, or other checkpoints in relation to trade mispricing <i>Source: National police, customs authorities, media reports</i>		X	
Output 12.2.3:	<i>Cooperation is enhanced to prosecute trade mispricing and illicit financial flows</i>			
	Number of studies and analysis on international financial flows and illicit outflows. <i>Source: World Bank Stolen Assets Recovery database, Global Financial Integrity, NGOs.</i>	X		X
	Number of States who have created or supported intergovernmental, regional, and/or national systems to track and monitor customs declarations in order to detect fraud <i>Source: National customs authorities, INTERPOL or other regional police bodies</i>	X	X	
	Number of States who have contributed to join investigations <i>Source: World Bank, Global Financial Integrity, national customs authorities, INTERPOL or other regional police bodies</i>	X	X	

E. Stability, Justice, and Governance

1. Conflict and violence

There is strong evidence and wide consensus that conflict and violence act as major barriers to development. For example, all seven of the countries that are unlikely to meet a single MDG by 2015 are countries that have been affected by high levels of violence. The presence of organized crime significantly increases the insecurity and harm to civilian populations. As an illustration, according to the UNODC's latest Global Homicide Report organized crime and the violence it perpetuates contributes significantly to global homicide rates.^{xx} Specifically, conflict and violence related to organized crime threaten the proposed goal to significantly reduce all forms of violence and related death rates everywhere.

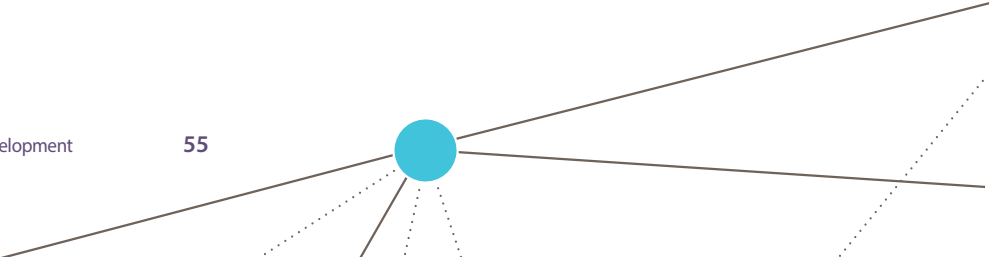
Where the links between organized crime, violence and homicide are most clear is in the illicit trade in small arms and light weapons (SALW). The illicit trade in SALW occurs in all parts of the globe, but is concentrated in areas most affected by armed conflict, violence and organized crime, where the demand for illicit weapons is often highest. Moreover, without addressing SALW it will not be possible to reach the goal of significantly reducing illicit financial and arms flows, strengthen recovery and return of stolen assets, and combat all forms of organized crime by 2030.

In addition, urban violence perpetuated by organized criminal groups, and particularly gangs, is a major threat to development in urban hubs. In many of the world's major cities, law enforcement and social development have not kept up with the pace of urbanisation, allowing organized criminal groups to grow largely unchecked. Latin America is a prime example of the impact organized criminal groups have on urban safety. Rates of violent crime are six times higher in Latin America than in the rest of the world. El Salvador frequently boasts one of the world's highest murder rates, and over 11,200 people were killed in drug-related violence in Mexico in 2010.

TABLE 13: RESULTS MATRIX - CONFLICT AND VIOLENCE RELATING TO ORGANIZED CRIME

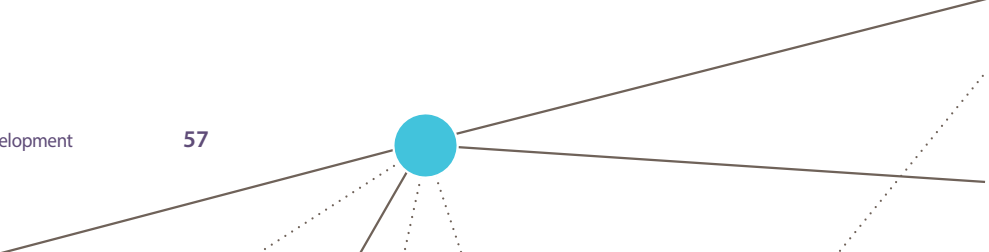
GOAL 13	Reduce the impact of conflict and violence related to organized crime on stability, justice and governance goals	Relevant Actors		
		International and Regional	National	Non-Governmental
Outcome 13.1:	Improved capacity to prevent conflict and violence relating to organized crime			
Output 13.1.1:	<i>Policies and legislation are in place to prevent conflict and violence related to organized crime</i>			
	Number of States which have formed national and local strategies for armed violence prevention and reduction <i>Source: National reports</i>		X	
	Number of States that have ratified the UN Arms Trade Treaty without reservations <i>Source: UN Disarmament Affairs / International report</i>	X	X	
	Number of States which have implemented and begun to fill in SALW registries <i>Source: Relevant national ministries, media reports</i>		X	
	Number of States which have implement standardised licensing requirements for all exporters of SALW <i>Source: WTO, other intergovernmental/regional bodies, national economic ministries</i>	X	X	
	Number of States which have created safety standards and an inspection program, possibly administered by the UNODC or another similar international organisation, for government SALW stockpiles <i>Source: UNODC or other lead agency, national ministries and armies, media reports</i>	X	X	
	Number of States which have reformed prison facilities and policies so that organized crime ringleaders/kingpins are unable to continue to direct their activities from behind bars <i>Source: National prison services, police forces, media reports</i>		X	
Output 13.1.2:	<i>Improved capacity to prevent conflict and violence related to organized crime</i>			
	Number of States with local, national, and/or regional focal points to coordinate efforts to stop SALW trafficking at their respective levels <i>Source: UN agencies, regional intergovernmental bodies, national police forces and ministries, media reports</i>	X	X	
	Percent increase in national investments aimed at armed violence prevention and reduction programs <i>Source: National budgets</i>		X	
	Increase in the number of people and organisations/agencies monitoring restorative and retributive justice <i>Source: National justice records and budgets</i>		X	X
	Number of urban hubs which have incorporated social-welfare components and experts into all major anti-gang units of urban police forces <i>Source: Police budgets and statements, media reports, community associations</i>		X	X
	Number of countries collecting data on organized crime-related conflict and violence and making such data publicly available <i>Source: National statistical authorities, police forces, or other data-gathering bodies; UN Women, watchdog organisations, health ministries, hospitals</i>	X	X	X

Output 13.1.3:	Cooperation is improved to prevent conflict and violence related to organized crime			
	Universal licensing requirements for SALW ownership, production, and distribution instituted <i>Source: Relevant ministries, media reports, firearms manufacturers and industry associations</i>		X	
	Creation of an international monitoring body charged with verifying the efficacy and thoroughness of destruction of outdated or seized SALWs, as well as training national monitors to do the same <i>Source: UNODC or other international agency with oversight responsibilities</i>	X		
	Percent increase in ODA specifically earmarked for combating violence within developing countries <i>Source: ODA statistics from donor and recipient countries</i>	X	X	
	Percent change in bilateral ODA devoted to direct and indirect armed violence prevention and reduction programs <i>Source: International donor reports; OECD records</i>	X	X	
	Number of universal, uniform, and binding regulations for the marking and traceability of firearms, including unique serial numbers adopted <i>Source: UNODC, relevant national ministries, firearms manufacturers and trade groups</i>	X	X	X
	Number of instances in which a certain percentage of all known SALWs used in a conflict must be recovered and destroyed in the presence of international observers before any DDR program can be considered complete <i>Source: Agencies/organisations/ministries responsible for implementing DDR programs</i>	X	X	
Outcome 13.2:	Capacity to protect the victims of conflict and armed violence related to organized crime is increased			
Output 13.2.1:	Policies and legislation are in place to protect victims of conflict and violence relating to organized crime			
	Number of States with national strategies in place to provide protection to victims of conflict and armed violence related to organized crime <i>Source: National legislation and regulatory frameworks, international and regional reporting</i>		X	
	Number of States with legislation guaranteeing just compensation and/or rehabilitation for victims of violent crime related to organized crime <i>Source: Media reports, watchdog organisation reports, NGOs</i>		X	X



Output 13.2.2:	Programmes are in place to protect victims of conflict and violence related to organized crime			
	Percent reduction in the number of victims of conflict and violence related to organized crime <i>Source: International reports and oversight</i>	X	X	X
	Number of reporting and help-line services in place for the identification and protection of victims of conflict and violence related to organized crime <i>Source: National reporting, NGO reporting</i>		X	X
	Number of registered or active NGOs involved in the prevention and protection of victims of conflict and violence related to organized crime <i>Source: National reporting, NGO reporting</i>		X	X
	Percentage increase in number of healthcare workers certified and qualified to provide physical and mental care to victims of conflict and violence related to organized crime <i>Source: Records of national health ministries and organisations focusing on the sex industry</i>		X	X
Outcome 13.3:	Increased proportion of incidents and offenders committing violence related to organized crime successfully investigated and prosecuted			
Output 13.3.1:	Increased prosecution of conflict and violence related to organized crime			
	Number of States with appropriate legislation enacted or revised where necessary, criminalising all forms violence relating to organized crime. This may include stand-alone provisions with more severe penalties of violent action when it is related to organized criminal activity <i>Source: National legislation</i>		X	
	Number of States which have criminalised improper and/or neglectful storage of SALW by manufacturers and owners <i>Source: National legal codes</i>		X	
Output 13.3.2:	Capacity of national justice system is increased to prosecute violence related to organized crime			
	Enhanced capacity of front-line officers and/or specialized officers to investigate trafficking complaints <i>Source: National criminal justice records</i>		X	
	Number of offenders committing violence related to organized crime arrested, adjudicated, convicted and serving sentences (by type of sentence). <i>Source: National criminal justice records</i>		X	
	Proportion of law enforcement officials trained in responding appropriately to violence related to organized crime. <i>Source: National reports</i>		X	
	Percentage of judges and prosecutors who have received training on identifying and prosecuting organized crime and organized crime related violence. <i>Source: National reporting, NGO reporting</i>		X	X
	Percentage of arrests for the organized crime related violence that result in convictions <i>Source: National crime statistics</i>		X	
	Percentage of arrests for the trafficking of SALWs that result in convictions <i>Source: National crime statistics</i>		X	

Output 13.3.3:	Cooperation is enhanced to prosecute violence related to organized crime			
	Number of instances of international cooperation or mutual legal assistance in assault cases relating to organized crime <i>Source: National justice systems, police records</i>		X	
	Number of countries and international partners monitoring and collecting data on prosecutions of violence related to organized crime <i>Source: National reports</i>	X	X	
	Number of incidents of bilateral or multilateral cooperation to prosecute incidents of violence related to organized crime that took place in multiple jurisdictions <i>Source: National justice systems, police records</i>	X	X	



2. Corruption

The linkages between organized crime and corruption have become increasingly deep and intricate. In a recent workshop hosted by the Global Initiative against Transnational Organized Crime, participating experts emphasised that corruption is no longer a means to an end for criminal groups, but an end in itself.^{xxi} Corruption is undermining all efforts to counter transnational organized crime, with its capacity to bribe frontline offices and corrupt those at the highest levels of power. Corruption of government and distortion of governance serves to create impunity for criminal acts by undermining the legitimacy of the state and its institutions.

Moreover, recent studies have shown good governance and democratic processes have become very vulnerable to organized crime related corruption, particularly at the point of elections. This has impacts in the context of both developing and developed states. Infiltration into states and political processes has become a key goal for criminal groups, as globalisation has raised the stakes in terms of the potential benefits associated with criminal control over state resources while simultaneously providing new means of ensuring impunity for both criminals and corrupt political actors.

In sum, the development goal to substantially reduce corruption and bribery in all its forms cannot be achieved without addressing corruption related to organized crime.

In measuring the impact of corruption related to organized crime, it is not always easy to differentiate between corruption related to organized crime and other forms of corruption. Consequently, while indicators selected are geared towards organized crime and to points where organized crime's influence is seen to be most significant, more general measures are included as well to provide the most comprehensive measure of corruption possible.

TABLE 14 RESULTS MATRIX - CORRUPTION

GOAL 14	Reduce the impact of corruption relating to organized crime on stability, justice and governance goals	Relevant Actors		
		International and Regional	National	Non-Governmental
Outcome 14.1:	Improved capacity to prevent corruption relating to organized crime			
Output 14.1.1:	Policy and legislative measures are in place to prevent corruption relating to organized crime			
	Number of States that have ratified the UN Convention against Corruption without reservation <i>Source: UN Secretariat, UNODC</i>	X		
	Frequency, by State, regional and international organization, relevant legal instruments and administrative measures are evaluated to determine their adequacy to prevent and combat corruption. <i>Source: National and regional reporting, UNODC, UNCAC Review Mechanism</i>	X	X	X
	Number of States with improved transparency scores regarding budgetary processes and governmental expenditures <i>Source: Monitoring of Government ministries publish and regularly update budget and expenditure data on their websites</i>		X	

Output 14.1.2: Capacity to prevent corruption relating to organized crime is increased				
	Number of States with specialised national bodies in place, with the necessary independence and sufficient resourcing, to combat corruption <i>Source: National reporting</i>		X	
	Number of national and international civilian oversight bodies established and supported to promote zero-tolerance attitudes toward corruption <i>Source: Media reports, national budgets</i>		X	X
	Number of States with practical anti-corruption training programmes in place, and frequency of trainings <i>Source: National legislation and reporting</i>		X	
	Frequency with which institutional monitoring mechanisms are undertaken, by State, such as internal surveys to better understand the threat of corruption <i>Source: National reporting</i>		X	
	Number of States that have improved their overall Rule of Law scores <i>Source: Transparency International</i>	X	X	
	Number of States that have improved their World Governance Indicators scores <i>Source: World Bank</i>	X		
	Number of States and regional institutions that maintain hiring and promotion practices of public officials that are deemed sufficiently open and transparent <i>Source: National and regional reporting, Transparency International</i>	X	X	
	Percent of public posts that receive adequate remuneration to deter corrupt behaviour. <i>Source: National and regional reporting, Transparency International</i>		X	
Output 14.1.3: Cooperation is improved to prevent corruption related to organized crime				
	Number of incidents of official collaboration between States, regional and international organizations to promote and develop measures to combat corruption. <i>Source: National, regional and international reporting, UNODC</i>	X	X	
	Number of countries that solicit —and, when warranted, act on— input from civil society in the process of developing and approving national budgets <i>Source: National reports of organisations consulted, corroborated by reports from the organisations themselves</i>		X	X
	Percent increase in private sector enterprises which prohibit all forms of corruption, especially bribery, in particular large corporations and businesses historically abused by organized criminal groups <i>Source: Private industry reporting</i>			X



	Percent increase in private sector enterprises that commit to implementing a programme to counter corruption, in particular large corporations and businesses historically abused by organized criminal groups <i>Source: Private industry reporting</i>			X
	Percent increase in private sector enterprises that have in place oversight and risk assessment procedures to prevent corruption, in particular large corporations and businesses historically abused by organized criminal groups <i>Source: Private industry reporting</i>			X
	Number of States with effective external communication systems in place allowing for open communication with the private sector <i>Source: National, non-governmental organisation, and private sector reporting</i>		X	X
Outcome 14.2:	Protection is provided to victims of organized crime related corruption and anti-corruption advocates.			
Output 14.2.1:	<i>Policies and legislation are in place to protect victims of organized crime related corruption and anti-corruption advocates.</i>			
	Number of States with independent anti-corruption commissions and/or ombudsmen. <i>Source: National and regional reporting, UNODC, UNCAC Review Mechanism</i>			
	Number of States assessed as having a free press. <i>Source: Freedom of the Press Ranking, NGO Reporting</i>			
	Number of journalists reporting on organized crime and corruption in national and independent media. <i>Source: Freedom of the Press Ranking, NGO Reporting</i>			
	Number of deaths of journalists with a history of reporting on organized crime and corruption. <i>Source: Freedom of the Press Ranking, NGO Reporting</i>			
	Number of States with dedicated, stand-alone legislation on whistleblower policies <i>Source: Transparency International, national legislation</i>	X	X	
	Number of States with robust protection from all forms of retaliation for whistleblowers who report corruption related to organized crime <i>Source: Transparency International, national reporting</i>	X	X	
	Number of States with sufficient legislation and regulations in place to preserve the identity of whistleblowers. <i>Source: Transparency International, national legislation</i>	X	X	
	Number of States with sufficient "waiver of liability" legislation making any disclosure within the scope of whistleblower legislation immune from disciplinary proceedings and liability under criminal, civil, and administrative laws <i>Source: Transparency International, national legislation</i>	X	X	

Output 14.2.2:	Increased capacity to protect victims of organized crime related corruption and anti-corruption advocates.			
	Number of programmes and resources to protect and promote media freedom. <i>Source: International and NGO reporting</i>			
	Number of States with accessible and reliable channels to report corruption related to organized crime. <i>Source: Transparency International, national reporting</i>	X	X	
	Number of mechanisms through which citizens can report corruption. <i>Source: Transparency International, national reporting</i>			
	Percent increase in government support (financial, logistical, and material) of programmes designed to protect whistleblowers <i>Source: National budget, media reports, organisational budgets</i>		X	X
	Number of States providing full protection to whistleblowers who have disclosed information anonymously and who subsequently have been identified without their explicit consent. <i>Source: Transparency International, national legislation</i>	X	X	
	Percent increase in resources devoted to providing protection to whistleblowers whose lives or safety are in jeopardy, and their families <i>Source: Transparency International, national budgets, national reporting</i>	X	X	
Output 14.2.3:	Cooperation is increased to protect victims of organized crime related corruption and anti-corruption advocates.			
	Number of public-private partnerships to increase citizen oversight of local governance. <i>Source: National, NGO reporting</i>	X	X	
	Number of civil society coalitions, lobby-bodies to advocate for and denounce cases of corruption. <i>Source: National, NGO reporting</i>	X	X	
	Number of members of international civil society networks to support and protect independent journalists. <i>Source: NGO reporting</i>			
Outcome 14.3:	Increased proportion of incidents and offenders committing corruption related to organized crime successfully investigated and prosecuted			
Output 14.3.1:	Policies and legislation in place to prosecute corruption relating to organized crime			
	Number of States with sanctions that are of sufficient severity to effectively prevent, deter and eliminate corruption relating to organized crime and to deprive offenders of the benefits accruing from the crime <i>Source: National legislation and reporting</i>		X	
	Number of countries which have coordinated anti-corruption legislation and policies in place <i>Source: National legislation, UN Secretariat, UNODC</i>		X	



Output 14.3.2: Capacity to successfully prosecute offenders committing corruption related to organized crime is increased.				
	Number of States and regional organisations with an independent corruption monitoring mechanism in place. <i>Source: National and regional reporting, UNCAC Review Mechanism</i>	X	X	
	Number of prosecutions and number of convictions for corruption related to organized crime <i>Source: National justice records</i>		X	
	Number of senior government officials prosecuted and convicted for corruption related to organized crime. <i>Source: National justice records</i>			
	Quantity of assets seized or frozen in relation to corruption <i>Source: National justice records</i>		X	
Output 14.3.3: Cooperation is enhanced to prosecute corruption relating to organized crime				
	Number of instances of international cooperation or mutual legal assistance in transnational corruption cases relating to organized crime <i>Source: National justice systems, police records</i>		X	
	Number of countries and international partners monitoring and collecting data on corruption related to organized crime <i>Source: Transparency International, National reports</i>	X	X	

3. Threats to governance and the rule of law beyond corruption

In addition to corruption, other illicit activities conducted by organized crime groups also jeopardize stability, justice and governance development goals. In particular, organized criminal activity can have a detrimental impact on the integrity and efficacy of electoral processes and the justice system.

Specific threats include criminal groups building social bases and emerging as local power brokers, engaging in illicit political party funding, and employing strategic violence. In certain communities criminals defy or replace the state, while providing services or welfare benefits in order to ensure control over lawless areas. Thus, they become strong power brokers by building social bases. The power that criminals build up by providing social welfare allows them to control political power. Also, organized criminal groups can use cash to influence elections and political parties, thus manipulating who is elected and how well a political entity can perform. Lastly, the use of strategic violence by organized criminal groups, can threaten state institutions.¹

Consequently, organized crime threats to state institutions, governance and the rule of law including and beyond corruption, may heavily obstruct efforts to develop effective, accountable and transparent institutions at all levels and promote the rule of law at the national and international levels and ensure equal access to justice for all.

While the tactics employed by organized crime groups to foster power and destabilise state institutions and democratic processes vary, and often various tactics are used in concert with one another, the ultimate impact on governance and rule of law is often very similar. As such, in developing indicators the criminal activities – local power brokerage, illicit political financing, and strategic violence – are bundled to measure the overall impact organized criminal activity has on stability, justice, governance and the rule of law.

¹ The distinction between the violence included under this set of indicators and that assessed under the section on Conflict and Violence is the motivation and the impact of action. The strategic violence and intimidation examined here is committed with the intention of impacting governance and state institutions, especially electoral and judicial processes.



TABLE 15 RESULTS MATRIX - THREATS TO GOVERNANCE AND THE RULE OF LAW, BEYOND CORRUPTION

GOAL 15	Reduce the impact of organized crime threats, beyond corruption, on governance and the rule of law	Relevant Actors		
		International and Regional	National	Non-Governmental
Outcome 15.1:	Improved capacity to prevent organized criminal activity from threatening governance and the rule of law			
Output 15.1.1:	Policy and legislative measures are in place to criminal disruption of or infiltration into governance and the rule of law			
	Number of States with policies and legislation to ensure electoral independence and integrity. <i>Source: National legislation and reporting, IDEA</i>			
	Number of States with comprehensive frameworks for political party funding in place. <i>Source: National legislation and reporting, IDEA</i>		X	
	Number of States which limit the amount a donor can contribute to a candidate and/or political party <i>Source: National legislation and reporting, IDEA</i>		X	X
	Number of States which ban anonymous donations to political parties and candidates <i>Source: National and regional reporting, non-governmental organizations (watch-dog organizations), IDEA</i>		X	
	Number of States who fully enforce frameworks for political party funding. <i>Source: National and regional reporting, non-governmental organizations (watch-dog organizations), IDEA</i>	X	X	X
	Number of States which publicize political finance reports, including the identities of major donors <i>Source: National and regional reporting, non-governmental organizations (watch-dog organizations), IDEA</i>		X	
Output 15.1.2:	Capacity to prevent criminal disruption of or infiltration into governance and the rule of law			
	Number of States with an electoral and party system that provides voters and effective range of choices when voting for government officials <i>Source: National and regional reporting, non-governmental organizations (watch-dog organizations), IDEA</i>	X	X	X
	Number of political parties, by State, who are able to form and recruit members and engage with the public and campaign for office, free from the influence of organized criminal groups <i>Source: National and regional reporting, non-governmental organizations (watch-dog organizations), IDEA</i>	X	X	X
	Number of programmes and resources to protect and promote media freedom. <i>Source: International and NGO reporting</i>			

	Percent increase in resourced devoted to providing protection to individuals and organizations taking action against organized crime groups <i>Source: Regional and national reporting, non-governmental organizations (watch-dog organizations), IDEA</i>	X	X	
	Percent of population, by State, with access to work and social security and basic necessities <i>Source: National and regional reporting, IDEA, non-governmental organization assessments</i>	X	X	X
	Percent of population, by State, which has equal and secure access to justice, due process and redress <i>Source: Public surveys, IDEA</i>			X
	Percent of population, by State, which has a high level of confidence in the legal system to deliver fair and effective justice <i>Source: Public perceptions surveys, IDEA</i>			X
	Number of States in which criminal justice and penal systems provide equal and secure access to due process and redress <i>Source: National and regional reporting, non-governmental organizations (watch-dog organizations)</i>	X	X	X
	Number of States in which courts and the judiciary are deemed free from interference from organized criminal groups <i>Source: National and regional reporting, non-governmental organizations (watch-dog organizations)</i>	X	X	X
	Percent of population, by State, who are free from physical violation of their person, and from fear of it, by organized criminal groups in relation to electoral processes <i>Source: Public surveys</i>		X	
	Percent of population, by State, who are free from harassment and intimidation by organized criminal groups in engaging in political and judicial processes <i>Source: Public surveys</i>			X
Outcome 15.2:	Protection is provided to individuals and organizations combatting organized criminal threats to governance and the rule of law			
Output 15.2.1:	<i>Policies and legislation are in place to protect individuals and organizations combatting organized criminal threats to governance and the rule of law</i>			
	Number of States with dedicated legislation protecting individuals and organizations taking action against organized crime groups <i>Source: Regional and national reporting, non-governmental organizations (watch-dog organizations), IDEA</i>	X	X	
	Number of States with robust protection from all forms of retaliation for individuals and organizations taking action against organized crime groups <i>Source: Regional and national reporting, non-governmental organizations (watch-dog organizations), IDEA</i>	X	X	
	Number of States with robust protection for the media and projection of journalists <i>Source: Regional and national reporting, non-governmental organizations (watch-dog organizations), IDEA</i>	X	X	



Output 15.2.2:	Increased capacity to protect individuals and organizations combatting organized criminal threats to state institutions			
	Number of States with accessible and reliable channels to report organized criminal activity, in particular that impacting state institutions <i>Source: National reporting, NGO reporting</i>		X	X
	Percent increase in government support (financial, logistical, and material) of programmes designed to protect individuals and organizations combatting organized crime <i>Source: National budget, media reports, organisational budgets</i>		X	X
	Percent increase in resources devoted to providing protection to individuals whose lives or safety are in jeopardy, and their families <i>Source: National budgets, national reporting</i>		X	
Outcome 15.3:	Increased capacity to investigate and prosecute criminal activity threatening governance and the rule of law			
Output 15.3.1:	Policies and legislation in place to prosecute criminal activity threatening governance and the rule of law			
	Number of States with political finance regulations sanctions that are of sufficient severity to effectively prevent, deter and eliminate illicit political financing and to deprive offenders of the benefits accruing from the crime <i>Source: National legislation, IDEA</i>		X	X
	Number of States with independent institutions in place to enforce political finance regulations <i>Source: National reporting IDEA</i>		X	X
	Number of States which have criminalised violence and the threat of violence specifically in relation to elections and political processes <i>Source: National legal codes</i>		X	
Output 15.3.2:	Capacity to prosecute criminal activity threatening governance and the rule of law is increased			
	Percent increase in finance provided to institutions enforcing political finance regulations, by State <i>Source: National budget, IDEA</i>		X	X
	Number of prosecutions and number of convictions for organized criminal groups engaging in illicit political financing <i>Source: National justice records, IDEA</i>		X	
	Amount of assets seized or frozen in relation to illicit political financing <i>Source: National justice records</i>		X	
	Percentage of arrests for strategic violence committed by organized criminal groups that result in convictions <i>Source: National crime statistics</i>		X	
Output 14.3.3:	Cooperation is enhanced to prosecute criminal activity threatening governance and the rule of law			
	Number of States with local, national, and/or regional focal points to coordinate efforts to stop strategic violence at their respective levels <i>Source: Regional intergovernmental bodies, national police forces and ministries, media reports</i>	X	X	
	Number of instances of international cooperation or mutual legal assistance in cases relating to illicit political financing and strategic violence <i>Source: National justice systems, police records</i>		X	
	Number of countries and international partners monitoring and collecting data on illicit political financing and strategic violence <i>Source: IDEA, Transparency International, National reports</i>	X	X	

IV. Conclusion

The renewal of the SDGs, as a universal development agenda, is a key opportunity to sensitise development actors to organized crime and ensure that it is built into the development lexicon, so that development actors are able to identify organized crime when it affects the achievement of their mandates. In addition, they should feel equipped to bring development approaches to bear to mitigate the impact of crime on human security and to address its root causes.

To assist in this effort, this technical note has endeavoured to provide a results-based framework around which policy-makers and practitioners in the development sector can consider holistic responses with indicative indicators for measuring impact. In doing so, it is hoped the note will enhance the capacity of development policy-makers and practitioners to recognise, measure and respond to the extent of organized crime's involvement in their respective sectors.

Developed in parallel with this note, the evidence based study, "Organized Crime: a cross-cutting threat to Sustainable Development" explores in detail the ways that organized crime groups, networks and activities will hamper the capacity to achieve the proposed goals and targets laid out in the report of the Open Working Group in July 2014. Together the publications have the potential to be powerful tools in sensitising development actors and building their capacity to recognise and mitigate the impact organized crime has on development aims.

In order to ensure the maximum value and impact of these two related endeavours, the following strategy is proposed for their dissemination and use within the relevant policy communities:

1. Sensitize policymakers in a range of development sectors on how to recognize and respond to organized crime in a development setting.

It is difficult, and many would argue impossible, to assess the impact organized crime is having on development. In many cases the determination of the impacts of organized crime remains a subjective process, making it difficult to understand exactly what is at stake and measure the consequences of interventions. The reality that it is difficult to quantify, much less understand the impact organized crime has on development highlights the need to hold discussions sensitising development actors to the impact organized crime is having on achieving the SDGs, as well as other development objectives.

This policy note, in partnership with "Organized Crime as a Cross-Cutting Threat to Sustainable Development", highlights the direct connections between specific criminal practices and the achievement of specific development goals. In doing so, it makes explicit the relevance of organized crime to the sector in question.

It is proposed policy makers from relevant development sectors convene to discuss the results based frameworks developed in this technical note to convene and debate the appropriateness of the proposed results and indicators of measurement. By doing so it sensitizes development actors to the issues, and increases their buy-in to finding common implementation frameworks and tools.

In convening the sensitisation policy discussions, it is essential a cross-section of development actors be represented from both the public and private arenas, (Health, Environment, Human Rights, etc.). As discussed in the introduction, the complexity of responding to organized crime requires a holistic, human rights-based response consisting of multi-sectoral partnerships, engaging states and non-state actors in the private sector and civil society. Utilising a cross-sectoral approach is especially important as many development actors view organized crime as strictly a law enforcement issue, and do not appreciate the influence development capacity and organized crime have on one another.

2. Conduct workshops within specific development sectors to identify specific impacts of organized crime and develop workable responses.

Even as the development community comes to terms with the recognition that organized crime is a development concern, the problem is multi-faceted and takes place on an immense scale, which can pose an overwhelming threat. To better understand how organized crime impacts on their specific sector and action they can take, development actors may narrow discussions focusing on a specific development impact areas.

It is proposed workshops be conducted within specific development to discuss this note and “Organized Crime as a Cross-Cutting Threat to Sustainable Development”, focusing on a single connection or set of connections between criminal practices and their development field. This note can be used as a primary reference for the recommended workshops, with discussions centring on a single matrix.

It is recommended that sectoral workshops be used to develop more comprehensive results matrices, with relevant indicators, which more closely reflect the specific challenges and indicators they face within their sector. As discussed in the introduction, the tables provided are non-exhaustive and intended to serve as a guide, to be used in developing the means of implementation around specific SDG goals and targets. As such, indicators may need to be readjusted to meet the needs of stakeholders or to be applicable at national or local levels. In doing so policymakers draw from their own experience, as well as that of civil society and experts in the field, to add indicators to those already listed.

Such an exercise is also likely to catalyse more strategic, sophisticated and aligned programmatic approaches, as well as potentially driving policy development where strategic or operational gaps are identified.

3. Initiate the identification, dissemination and development of best practices, lessons learned and practical tools for development practitioners.

Preliminary consultations with development practitioners has highlighted that the development community lacks a framework around which to understand, analyse and respond to organized crime.¹ For example, current organized crime assessments are largely done at the national level or are strictly criminal threat assessments, focusing on assessing the scale of organized crime, rather than accounting for its impact on human security, state integrity, sustainable economic and social development, thereby failing to fully meeting the needs of policymakers.


Even within those sectors where the recognition of criminal impact has been well-recognised (for example, increasingly in the sustainable fisheries sector), the development community lacks experience in designing or adapting programmes to respond. Good practices and lessons learned would be welcomed, and would be a useful follow-up to the work conducted under this project thus far.

In line with the recommendation, the note could be used to inform a review mechanism of the SDGs or an independent review mechanism focusing on organised crime impacts. Utilising the matrices within the note, the review mechanism would be results-oriented, while taking into account the central principles of effective cooperation. Furthermore, the identification, dissemination and development of best practices, lessons learned and practical tools would significantly further development and transformation efforts and serve as the basis for constructive exchange and peer learning. At regional levels, where states’ challenges and goals are more likely to be comparable to their neighbours, review mechanisms have the potential to be especially beneficial.

¹ See, for example, the report of the Global Initiative seminar “Improving development responses to organized crime,” April 2014, <http://www.globalinitiative.net/improving-development-responses-to-organized-crime/>

Endnotes and References

- i. UNHCR, Human Rights Indicators: A Guide to Measurement and Implementation. 2012. P. 34 - 36.
- ii. UNHCR, Human Rights Indicators: A Guide to Measurement and Implementation. 2012. P. 38.
- iii. UNHCR, Human Rights Indicators: A Guide to Measurement and Implementation. 2012. P. 50.
- iv. Midgley, Tim; Briscoe, I and Bertoli, D. (2014). Identifying approaches and measuring impacts of programmes focused on Transnational Organised Crime. DFID.
- v. (International Fund for Agricultural Development , 2014)
- vi. International Labour Organization (2012). "ILO 2012 Global Estimate of Forced Labour." Geneva: ILO.
- vii. Public Health England, Drugs and Alcohol, available at <http://www.nta.nhs.uk/funding.aspx>
- viii. Office of National Drug Control Policy, The National Drug Control Budget: FY 2013 Funding Highlights, available at the White House: <http://www.whitehouse.gov/ondcp/the-national-drug-control-budget-fy-2013-funding-highlights>
- ix. Pharmaceutical crime, The dangers. Available at Interpol: <http://www.interpol.int/Crime-areas/Pharmaceutical-crime/The-dangers>
- x. See for example, Dondorp, A.M, Newton, P.N., Mayxay, M. Van Damme, M., Smithius, F.M., Yeung, S., Petit, S., Lynam, A.J., Johnson, A., Hien, T.T., McGready, R., Farrar, J.J., Looareesuwan, S., Day, N.P.J., Green, M.D., and White, N.J., "Fake antimalarials in Southeast Asia are a major impediment to malaria control: multinational cross-sectional survey on the prevalence of fake antimalarials", Journal for Tropical Medicine and International Health, Volume 9, Issue 12, pages 1241–1246, December 2004
- xi. How to achieve international action on falsified and substandard medicines, BMJ 2012; 345:e7381, (p. 2) <http://www.bmj.com/content/345/bmj.e7381>
- xii. Global Initiative against Transnational Organized Crime, "Illicit cigarettes: Crime at your corner store", April 2014, <http://www.globalinitiative.net/illlicit-cigarettes/>
- xiii. Global Initiative against Transnational Organized Crime, "Got a light? The art of not fighting illicit tobacco", July 2014, <http://www.globalinitiative.net/got-a-light-the-art-of-not-fighting-illicit-tobacco/>
- xiv. WHO Framework Convention on Tobacco Control, <http://www.who.int/fctc/en/>
- xv. Toro, Francisco (2014). "Fake seeds force Ugandan farmers to resort to 'bronze age' agriculture." The Guardian (United Kingdom). 08 April. <http://www.theguardian.com/sustainable-business/counterfeit-fake-seeds-uganda-farmers-crop-failure>.
- xvi. Emslie, R. (2011). *Diceros bicornis* ssp. *longipes*. The IUCN Red List of Threatened Species. Version 2014.2. www.iucnredlist.org
- xvii. Ibid. p. 71; PEW December, 2013:1, citing FAO, The State of the World Fisheries and Aquaculture 2012 (2012).
- xviii. United Nations Interregional Crime and Justice Research Institute. Organized Crime and Corruption. Available at http://www.unicri.it/topics/organized_crime_corruption/
- xix. International Monetary Fund, The IMF and the Fight Against Money Laundering and the Financing of Terrorism. Available at <http://www.imf.org/external/np/exr/facts/aml.htm>
- xx. UNODC, Global Study on Homicide 2013, May 2014, http://www.unodc.org/documents/gsh/pdfs/2014_GLOBAL_HOMICIDE_BOOK_web.pdf
- xxi. Global Initiative against Transnational Organized Crime, Unholy Alliances: Organized Crime in Southern Africa, June 2014, available at: <http://www.globalinitiative.net/unholy-alliances-organized-crime-in-southern-africa/>



THE GLOBAL INITIATIVE
AGAINST TRANSNATIONAL
ORGANIZED CRIME

www.globalinitiative.net



Federal Ministry
for Economic Cooperation
and Development

giz

Deutsche Gesellschaft
für Internationale
Zusammenarbeit (GIZ) GmbH



A NETWORK TO COUNTER NETWORKS

